

OKLAHOMA SOONERS (2-1)

Head Coach: Lon Kruger
Record at OU: 113-58 (6th Year)



VS.



CLEMSON TIGERS (2-1)

Head Coach: Brad Brownell
Record at CU: 273-173 (7th Year)

Sunday, Nov. 20, 2016 ■ 4 p.m. CT ■ Orlando, Fla. ■ HP Field House (5,000) ■ TV: ESPNU ■ Radio: Sooner Radio Network

OKLAHOMA SCHEDULE/RESULTS

N8	WASHBURN [EXH.]	W, 84-64
N13	NORTHWESTERN STATE	W, 97-61
N17	vs. Tulane#	W, 89-70
N18	vs. Northern Iowa#	L, 67-73 (OT)
N20	vs. Clemson#	4 p.m. ESPNU
N25	ABILINE CHRISTIAN	2 p.m. FSOK
N29	NORTHERN COLORADO	7 p.m. FSOK
D3	at Wisconsin	12 p.m. Big Ten Net
D7	ORAL ROBERTS	7 p.m. FSOK
D10	vs. Wichita State\$	3 p.m. ESPN2
D17	MEMPHIS	11:30 a.m. CBS
D21	vs. Auburn!	7:30 p.m. CBS Sports Net
D30	BAYLOR	6 p.m. ESPN2
J3	at TCU	8 p.m. ESPNU
J7	at Kansas State	2 p.m. ESPNEWS
J10	KANSAS	8 p.m. ESPN2
J14	TEXAS TECH	7:30 p.m. ESPNU
J18	at West Virginia	6 p.m. ESPN2
J21	IOWA STATE	1 p.m. ESPN/2
J23	at Texas	8 p.m. ESPN
J28	FLORIDA%	1 p.m. ESPN
J30	OKLAHOMA STATE	8 p.m. ESPN
F4	at Texas Tech	6 p.m. ESPNU
F8	WEST VIRGINIA	8 p.m. ESPN2
F11	at Iowa State	5 p.m. ESPN2
F14	TEXAS	8 p.m. ESPN2
F18	at Oklahoma State	7 p.m. ESPNU
F21	at Baylor	6 p.m. ESPN2
F25	KANSAS STATE	5 p.m. ESPN2
F27	at Kansas	8 p.m. ESPN
M4	TCU	2 p.m. ESPNEWS
M8-11	Big 12 Championship ^	TBD TBD

All times Central and subject to change

Tire Pros Invitational (Orlando, Fla.)
\$ All-College Basketball Classic (Oklahoma City)
! Birthday of Basketball (Uncasville, Conn.)
% Big 12/SEC Challenge
^ Kansas City, Mo.

GETTING SOCIAL WITH THE #SOONERS

Twitter/Instagram.....@OU_MBBall
Facebook.....OU Mens Basketball
Snapchat.....OU_MBBall

OU ATHLETICS COMMUNICATIONS

Associate Director/MBB Contact.....Ben Coldagelli
Email.....bcoldagelli@ou.edu
Cell.....405-246-5663
Office.....405-325-7014

OKLAHOMA PROBABLE STARTERS

No.	Name	Position	Class	Height	Weight	Hometown (Last School)
10	Jordan Woodard	G	Sr.	6-0	187	Arcadia, Okla. (Edmond Memorial HS)
3	Christian James	G	So.	6-4	218	Houston, Texas (Bellaire HS)
1	Rashard Odomes	G	So.	6-6	212	Copperas Cove, Texas. (Copperas Cove HS)
11	Kristian Doolittle	F	Fr.	6-7	236	Edmond, Okla. (Edmond Memorial HS)
12	Khadeem Lattin	F	Jr.	6-9	212	Houston, Texas (Redemption Christian Home School Aca.)

OKLAHOMA RESERVES

No.	Name	Position	Class	Height	Weight	Hometown (Last School)
40	Richard Anderson	G	Fr.	6-2	180	Midwest City, Okla. (Midwest City HS)
21	Dante Buford	F	R-So.	6-7	221	Greenville, S.C. (Arlington Country Day School [Fla.])
25	C.J. Cole	F	Sr.	6-7	245	Sperry, Okla. (Sperry HS)
5	Matt Freeman	F	R-Fr.	6-10	224	Auckland, New Zealand (Westlake Boys HS)
22	Daniel Harper	G	Sr.	6-1	190	Norman, Okla. (Norman HS)
20	Kameron McGusty	G	Fr.	6-5	191	Katy, Texas (Sunrise Christian Academy [Kan.])
4	Jamuni McNeace	C	R-So.	6-10	215	Kankakee, Ill. (Allen HS)
15	Grant Quinn	G	Fr.	6-4	185	Argyle, Texas (Liberty Christian HS)
13	Jordan Shepard	G	Fr.	6-2	180	Asheville, N.C. (Asheville Christian HS)
0	Darrion Strong-Moore	G	Jr.	6-1	180	Chicago, Illinois (Coffeyville CC [Kan.])
30	Marshall Thorpe	F	R-Fr.	6-9	235	Tulsa, Okla. (Bishop Kelley HS)

OKLAHOMA STAFF

	Coach	Alma Mater	Year at OU
Head Coach:	Lon Kruger	Kansas State '75	Sixth
Associate Head Coach:	Chris Crutchfield	Nebraska-Omaha '92	Sixth
Assistant Coach:	Carlin Hartman	Tulane '94	First
Assistant Coach:	Kevin Kruger	Arizona State '06	First
Director of Operations:	Mike Shepherd	Kansas State '92	Sixth
Video Coordinator:	Will Saxon	Oklahoma '15	First
Athletics Trainer:	Alex Brown	Appalachian State '79	Thirtieth
Strength and Performance Coach:	Bryce Daub	Central Washington '08	Second

PRONUNCIATION GUIDE

Khadeem Lattin: kuh-DEEM LAT-tin

Rashard Odomes: ruh-SHARD

Jamuni McNeace: juh-MUN-ee mick-NEESE

Darrion Strong-Moore: DARE-ee-on

GAMEDAY STORYLINES

► Oklahoma concludes it's time in Orlando, Fla. by playing for third place in the Tire Pros Invitational against Clemson. OU is 13-5 when playing in-season tournaments games under **Lon Kruger**. The Sooners have won at least two games and finished in third place or better in all five in-season tournaments under Kruger. Oklahoma's only previous third-place game in an in-season tournament under Kruger happened in the same venue as Sunday's game. After falling to Gonzaga in the semifinals of the 2012 Old Spice Classic at Disney's Wide World of Sport, Oklahoma bounced back in the third place game and defeated West Virginia, 77-70.

► OU is 59-15 in non-conference games under Kruger, including 23-10 when played at a neutral site. The Sooners have won 16 of their last 17 regular season games against non-conference opponents.

► The Sooners suffered their first loss of the season on Friday, falling in overtime to Northern Iowa, 73-67, and now looks to continue its trend of bouncing back. Since 2013, the Sooners are 22-5 in games after a loss.

► Sunday's matchup with Clemson is the first meeting ever between the Sooners and Tigers. It is also OU's first game against a current ACC school in the Kruger era.

► After going scoreless in the first half of Friday's game, senior guard **Jordan Woodard** tallied 13 points in the second half and overtime. After Woodard scored 16 points in the second half in Thursday's win over Tulane, he has totaled 29 points after halftime in the first two games of the Tire Pros Invitational.

TONIGHT'S OPPONENT:
 CLEMSON



SERIES HISTORY

Games	0
Standing	0-0
At Norman	0-0
At Opponent Site	0-0
At Neutral Site	0-0
Last Win	
Last Home Win	
Last Road Win	
Last Loss	
Last Home Loss	
Last Road Loss	
Largest Margin of Victory	
Largest Margin of Defeat	
Current Streak	None

NEXT OPPONENT:
 ABILENE CHRISTIAN



Date and Time	Nov. 25 at 2 p.m. CT
Site	Lloyd Noble Center, Norman, Okla.
TV	FSOK
ACU 2016-17 Record	2-0
ACU Head Coach	Joe Golding
Record at ACU	70-89 (6th season)

ABILENE CHRISTIAN SERIES HISTORY

Games	2
Standing	OU leads 2-0
At Norman	2-0
At Opponent Site	0-0
At Neutral Site	0-0
Last Win	110-61 (12/6/82) in Norman
Last Home Win	110-61 (12/6/82)
Last Road Win	
Last Loss	
Last Home Loss	
Last Road Loss	
Largest Margin of Victory	49, 110-61 (12/6/82)
Largest Margin of Defeat	
Current Streak	OU, 2 wins

RECENT MEETINGS

Date	Location	Result	Score
12/1/69	Norman	W	83-59
12/6/82	Norman	W	110-61

GAME OVERVIEW

Oklahoma (2-1) and Clemson (2-1) compete for third place in the Tire Pros Invitational in Orlando, Fla. in the first ever meeting between the two programs. The game will tip at 4 p.m. CT at the HP Field House at Disney's Wide World of Sports Complex. After defeating Tulane, 89-70, in the opening round on Thursday, the Sooners fell in overtime to Northern Iowa, 73-67, on Friday. Clemson defeated Davidson, 95-78, in its opening game and lost to Xavier, 83-77, in the semifinals. Sunday's contest will air on the Sooner Radio Network (KRXO 107.7 FM "The Franchise" in Oklahoma City; KTBZ 1430 AM in Tulsa) with **Toby Rowland** and **Kevin Henry** announcing. The game will be televised nationally on ESPNU with **Rich Hollenberg** and **LaPhonso Ellis** calling the action.

OKLAHOMA VS. CLEMSON SERIES HISTORY

► Sunday is the first meeting between the two programs and the Sooners' first game against an ACC opponent during the Kruger era.

► Clemson is one of five ACC schools that Oklahoma has yet to face in men's basketball (Boston College, Miami, Notre Dame and Wake Forest). The Sooners are 15-16 all time against current members of the ACC.

OKLAHOMA'S LAST TIME OUT...

Northern Iowa 73, Oklahoma 67 (Overtime) ■ Friday, Nov. 18 ■ HP Field House ■ Orlando, Fla.



Score by periods	1st	2nd	OT	Total
Northern Iowa	18	41	14	73
Oklahoma	31	28	8	67

- Oklahoma (2-1) suffered its first loss of the season, falling to Northern Iowa (3-0), 73-67, in overtime at the Tire Pros Invitational in Orlando, Fla. OU is now 13-5 when playing in-season tournaments games under **Lon Kruger**.
- Friday's game is the first time Oklahoma has lost to a non-conference opponent during the regular season since falling to Washington (69-67) on Dec. 20, 2014. The Sooners had won 16 consecutive games against non-conference teams in the regular season. Oklahoma is now 59-15 in non-conference games under Kruger.
- Freshman forward **Kristian Doolittle** tied the game at 59 on a 3-pointer with 13 seconds left in regulation. The bucket forced overtime after the Sooners trailed by five with 19 seconds to play. Doolittle finished the night with a career-high 13 points, five rebounds, two assists and two steals.
- Oklahoma outscored Northern Iowa, 31-18, in the opening half. The Panthers' 18 points were the fewest scored by an OU opponent in the opening half since Iowa State scored 18 on March 2, 2015. Through three games, Oklahoma has taken an average lead of 11.7 points into the break.
- OU outrebounded the Panthers, 42-32, as six Sooners pulled down four or more boards. Oklahoma holds a +11.3 rebounding margin over its opponents three games into the season.
- Junior forward **Khadeem Lattin** posted 11 points, six rebounds and a season-high four blocks. Sophomore guard **Rashard Odomes** finished the night with 11 points, a career-best seven rebounds, three assists and a pair of steals.

UP NEXT

- Oklahoma returns from Florida to Lloyd Noble Center for a matinee game against Abilene Christian on Friday, Nov. 25. The contest will tip at 2 p.m. CT on Fox Sports Oklahoma.
- OU is 2-0 all time against ACU, with both games being played in Norman. Friday's meeting will be the first game between the Sooners and Wildcats since 1982.
- Oklahoma has won 123 of its last 128 non-conference games at Lloyd Noble Center, including 57 of its last 59. The Sooners are 31-2 at home against non-conference opponents under Kruger.
- The Sooners play five of their next six games in Oklahoma with LNC matchups against Abilene Christian (Nov. 25), Northern Colorado (Nov. 29), Oral Roberts (Dec. 7) and Memphis (Dec. 17). OU hosts Wichita State at Oklahoma City's Chesapeake Energy Arena on Dec. 10 in the All-College Classic. Oklahoma's lone road game in the month of December is at Wisconsin on Dec. 3. The Sooners also face Auburn in a neutral-site game in Uncasville, Conn., on Dec. 21.

STATS COMPARISON

CATEGORY		
Overall Record	2-1	2-1
Points Per Game	84.3	82.0
Opp. Points Per Game	68.0	75.0
Rebounds Per Game	43.0	32.3
Rebounding Margin	+11.3	-7.3
Field Goal Pct.	.497	.458
Opp. Field Goal Pct.	.380	.446
3-Point Pct.	.444	.352
Opp. 3-Point Pct.	.397	.329
Free Throw Pct.	.671	.770
Assists Per Game	17.7	15.0
Turnovers Per Game	17.3	9.3
Blocked Shots Per Game	4.7	3.3
Steals Per Game	7.7	7.7

2016-17 BIG 12 STANDINGS

Through Nov. 18

Team	Big 12			Overall		
	W	L	Pct.	W	L	Pct.
Baylor	0	0	.000	3	0	1.000
Oklahoma State	0	0	.000	3	0	1.000
Texas	0	0	.000	3	0	1.000
Iowa State	0	0	.000	2	0	1.000
Kansas State	0	0	.000	2	0	1.000
TCU	0	0	.000	2	0	1.000
Texas Tech	0	0	.000	2	0	1.000
West Virginia	0	0	.000	2	0	1.000
Oklahoma	0	0	.000	2	1	.667
Kansas	0	0	.000	2	1	.667


OKLAHOMA QUICK FACTS
Official Name: University of Oklahoma

Location: Norman, Okla.

Founded: 1890

Enrollment: 30,813

Nickname: Sooners

Colors: Crimson and Cream

President: David L. Boren

Athletics Director: Joe Castiglione

Arena: Lloyd Noble Center (11,562)

First Year of Basketball: 1907-08

NCAA Tournament Appearances: 30 (41-30)

NIT Appearances: 7 (10-7)

All-Time Record: 1,623-1,035 (.611)

Regular Season Conference Championships:

14 (1928, 1929, 1939, 1940, 1942, 1944, 1947, 1949, 1979, 1984, 1985, 1988, 1989, 2005)

Conference Tournament Championships: 7

(1979, 1985, 1988, 1990, 2001, 2002, 2003)

Head Coach: Lon Kruger (Kansas State '75)

Career Record: 590-361 (30 years)

Oklahoma Record: 111-57 (5 years)

NCAA Appearances: 17 (most recent 2016)

NIT Appearances: 4 (most recent 2009)

Assistant Coaches: Chris Crutchfield (Nebraska-Omaha '92), Carlin Hartman (Tulane '94), Kevin Kruger (Arizona State '06)

Director of Operations: Mike Shepherd (Kansas State '92)

Video Coordinator: Will Saxon

Athletic Trainer: Alex Brown

Strength and Conditioning: Bryce Daub

Team Physician: Dr. Brock Schnebel

Equipment Manager: Marco Griego

Graduate Assistant Managers: Will Bryson, Byron Peak

Official Website: SoonerSports.com

KRUGER KEEPS BUILDING

Lon Kruger has made his mark in college basketball as one of – if not the best – program rebuilders. Want proof? Look no further than what he's done with Oklahoma.

► In the two seasons before his hiring, the Sooners went 27-36 (.429) – capped by a 10th-place finish in the Big 12 in 2010-11. Since being brought on in 2011, Kruger has led the program to a 113-58 (.661) record, including a 98-42 (.700) mark over the past five seasons.

► Kruger's OU teams keep improving and have surpassed their win total from each subsequent season, with the 2015-16 squad finishing with a 29-8 record and making a trip to the Final Four. Before his arrival at OU, the Sooners had previously not been to the postseason since 2009 when they advanced to the NCAA Elite Eight.

► In five full seasons at Oklahoma, Kruger has produced four NCAA Tournament appearances, three top-three finishes in the Big 12, a national player of the year in Buddy Hield and a trip to the 2016 Final Four. Oklahoma was ranked in the top 10 of the AP Top 25 poll for every week of the 2015-16 season and made its first appearance as the poll's No. 1 team for the first time in more than 25 years.

► With 111 wins in his first five seasons at OU, Kruger owns the second most victories in the first five seasons of coaching the Sooners. Only Billy Tubbs accumulated more wins (115) in his first five years at OU. Kruger is the first coach in OU history to win six NCAA tournament games within his first five seasons.

KRUGER CHASING 600

► With 592 career victories, Kruger ranks 10th in Division 1 wins among active coaches and 37th overall in NCAA Division I history.

► Kruger is the only coach to take five different programs to the NCAA Tournament (Kansas State, Florida, Illinois, UNLV and OU), and he has won at least two tourney games at each.

► In 2015 he became the first coach since the NCAA Tournament expanded to 64 teams (1985) to take four programs to the Sweet 16 or beyond (Kansas State, Florida, UNLV and OU).

► Kruger's 16 NCAA tournament appearances are the 10th most among active coaches.

WATCHING WOODARD

► Senior guard **Jordan Woodard** enters Sunday's game with 108 consecutive collegiate starts. A 2015-16 All-Big 12 honorable mention selection, Woodard was the team's second-leading scorer last season with averages of 13.0 points (10th in Big 12), 3.4 assists (9th), 3.0 rebounds and 1.6 steals (5th) in 29.8 minutes. The Big 12 coaches voted Woodard a preseason All-Big 12 Honorable Mention selection ahead of the 2016-17 season.

► Woodard has seen remarkable development from season to season – particularly from behind the 3-point arc. After shooting 17-for-67 (.254) from 3-point range in 2014-15, Woodard sunk 80 treys on 176 attempts (.455) his junior year to finish second in the Big 12 in 3-point shooting.

► In addition to his refined shooting abilities, Woodard boasts a career assist-to-turnover ratio of 2.0. His 3.4 assists per game in 2015-16 ranked ninth in the Big 12 while he limited himself to 60 total turnovers on the season. He was one of just five Big 12 players to dish out at least 120 assists while maintaining an assist-to-turnover ratio of under 2.0.

► With three seasons of experience in the Sooner starting lineup under his belt, Woodard has already made a dent in the OU record book. With his senior season remaining, the guard aims to climb higher on career leaderboards.

WHERE OKLAHOMA RANKS...

Through Nov. 18

Offensive Stats		Big 12	NCAA
Points	84.3	6	71
Rebounds	43.0	4	59
Assists	17.7	6	49
FG %	.497	6	59
3FG%	.444	2	17
FT%	.671	6	206
Turnovers	17.3	10	310

Defensive Stats		Big 12	NCAA
Points Allowed	68.0	8	130
Opp. FG%	.380	5	75
Opp. 3FG%	.444	8	296
Steals	7.7	5	108
Blocks	4.7	7	107
Opp. Turnovers	15.0	6	134

WOODARD'S REMARKABLE IMPROVEMENT

SEASON	PPG	FG%	3FG%	3FGM
2014-15	9.3	.361	.254	17
2015-16	11.1	.416	.455	80

WOODARD IN THE OU RECORD BOOKS

Points	
27. Bobby Jack.....	1,219
28. Corey Brewer.....	1,211
29. Jordan Woodard	1,199

Assists	
6. Hollis Price	462
7. Jan Pannell	449
8. Jordan Woodard	422

Free Throws		Steals	
6. Les Lane.....	418	9. Buddy Hield	168
7. Tim McCalister.....	414	10. Isaiah Cousins	157
8. Jordan Woodard	389	-- Jordan Woodard	155

Free Throw Percent (min 175 att)	
6. David Little.....	822
7. Nolan Johnson.....	814
8. Jordan Woodard809

OKLAHOMA IN THE LON KRUGER ERA

SINCE LON KRUGER WAS HIRED ON APRIL 1, 2011

Overall Record.....	113-58
Home.....	66-12
Road.....	23-31
Neutral.....	24-15
Record in Big 12 Regular Season Play.....	52-38
Home.....	35-10
Road.....	17-28
Record vs. Non-Conference Opponents.....	59-15
Home.....	31-2
Road.....	5-3
Neutral.....	23-10
vs. AP Top 25.....	24-29
Home.....	14-5
Road.....	5-16
Neutral.....	5-8
vs. AP Top 15.....	15-16
Home.....	8-4
Road.....	4-7
Neutral.....	3-5
vs. AP Top 10.....	8-13
Home.....	4-4
Road.....	2-5
Neutral.....	2-4
vs. AP Top 5.....	2-7
Home.....	1-2
Road.....	0-3
Neutral.....	1-2
vs. AP Ranked Big 12 Opponents.....	20-23
Home.....	14-5
Road.....	5-16
Neutral.....	1-2
vs. AP Ranked Non-Conference Opponents.....	4-6
Home.....	0-0
Road.....	0-0
Neutral.....	4-6
Both OU and Opponent are Ranked.....	18-14
Home.....	10-1
Road.....	4-8
Neutral.....	4-5

TEAM HIGHS IN THE LON KRUGER ERA

Points.....	111 vs. Central Arkansas, 12/3/15
FG Made.....	39 vs. Iowa State, 2/9/15
FG Attempted.....	88 vs. Kansas, 1/4/16
FG Percentage.....	.620 (31-50) vs. Baylor, 1/23/16
3FG Made.....	17 vs. Iowa State, 1/18/16
3FG Attempted.....	35 vs. Baylor, 3/13/14
3FG Percentage.....	.615 (8-13) vs. Okla. State, 1/12/13
FT Made.....	39 vs. Baylor, 2/23/13
FT Attempted.....	48 vs. Tulsa, 12/14/13
FT Percentage.....	1.000 (34-34) vs. Iowa State, 3/2/13
Total Rebounds.....	63 vs. S.C. State, 12/21/12
Assists.....	29 vs. Baylor, 1/23/16
Steals.....	16 vs. Sacramento State, 12/2/12
Blocks.....	14 vs. Texas Tech, 1/26/16
Opponent Turnovers.....	23 by Weber State, 12/22/14

PLAYER HIGHS IN THE LON KRUGER ERA

Points.....	46, Buddy Hield vs. Kansas, 1/4/16
Rebounds.....	18, Ryan Spangler vs. Kansas, 1/4/16
Assists.....	18, Romero Osby vs. S.C. State, 12/21/11
Assists ..	12, Jordan Woodard vs. UT Arlington, 12/17/13

LATTIN BLOCK PARTY

► Junior forward **Khadeem Lattin** has already proven himself as one of the top shot blockers in Oklahoma program history. After just 74 career games for the Sooners, Lattin ranks fifth in the OU record book in career blocks with 114.

► Owning a 7-foot-2 wingspan, Lattin averaged a Big 12-best 2.1 blocks per game in 2015-16, including 2.7 rejections in conference play. His efforts did not go unnoticed throughout the league, as he was voted to the Big 12 All-Defensive Team by conference coaches.

► His 77 total blocks in 2015-16 ranked 17th in the nation and fifth among players at Power Five schools. The forward registered at least six blocks on five occasions, including a career-best eight blocked shots vs. Texas Tech on Jan. 26.

THERE'S NO PLACE LIKE HOME

It's known as the house Alvan Adams built and Wayman Tisdale filled. It's also where Billy Tubbs resurrected Oklahoma basketball, where Blake Griffin flew high and where Buddy Hield became Buddy Buckets. Now, Lon Kruger is continuing the remarkable run of Sooner success inside the Lloyd Noble Center.

► Oklahoma has gone 55-7 (.887) at home in the past five years, including 29-2 (.935) in the last three seasons. Overall, the Sooners are 66-12 (.846) at the LNC in the Kruger era.

► The Sooners have won 434 of their last 500 home encounters, good for a remarkable .868 winning percentage. Included in the stretch was a school-record 51-game winning streak (ended in 1990-91). The Sooners also recorded a Big 12 Conference-record 37-game home court winning streak (ended in 2003).

► OU is 13-6 at home against AP Top 25 opponents in the Kruger era and has won 12 of the last 14 such contests.

► Oklahoma has won 123 of its last 128 non-conference games at LNC, including 57 of its last 59. The Sooners are 31-2 at home against non-conference opponents under Kruger.

► Overall, the Sooners own a 529-93 (.850) record in the LNC since the building opened in 1975.

► Student interest in OU basketball has continued to grow through Kruger's tenure. Student attendance has increased by more than 100 percent from Kruger's first season (2011-12). This year, OU student season tickets sold out in less than 24 hours – the fastest rate in the OU era.

IT'S NOT WHERE YOU START...

For the first time since 2013, the Sooners will start the season unranked in both the AP and Coaches preseason polls. Oklahoma was also voted sixth in the Big 12 Conference's preseason poll – it's lowest preseason projection since 2012. Despite the preseason rankings, OU looks to continue an upward trend of surpassing expectations under Kruger.

► Oklahoma has finished as well or better than predicted in four of the five seasons under Kruger. In the only exception (2015-16), the Sooners were picked to finish second in the Big 12. While OU ended the 2015-16 regular season with the third best record in the Big 12, the Sooners advanced to the 2016 Final Four – the deepest NCAA Tournament run by a Big 12 team that season.

► The Sooners have also finished the past three seasons with a better ranking in the final AP and Coaches Polls compared to where each poll had pegged them at the start of the year.

► Prior to the 2016 AP preseason poll, the Sooners had received a Top-25 ranking for 36 consecutive weeks. Oklahoma has been ranked in the top 25 in 44 of the past 49 AP polls.

SOONER TIP-INS

► **Christian James** will look to continue the upward trend he saw in the 2016 postseason. James averaged 2.9 points and 1.7 rebounds in 9.4 minutes on the season while shooting .426 (29-68) from the floor and .500 (17-34) from beyond the arc. In five NCAA Tournament games, James averaged 4.8 points and 3.6 rebounds in 17.0 minutes, highlighted by a career-high 10 rebounds in the NCAA West Regional Final vs. Oregon on March 26. He opened the season with 12 points on 5-of-7 shooting against Northwestern State (Nov. 13) and followed it with another 12-point performance against Tulane (Nov. 17).

► Oklahoma's starting lineup in the first three games included freshman forward **Kristian Doolittle**, the first freshman to start for the Sooners since **Jordan Woodard** in the 2013-14 season. Doolittle finished his debut with five points and three rebounds in 19 minutes. Doolittle and Woodard played together for one season at Edmond Memorial High School (Edmond, Okla.), winning the Oklahoma 6A title. The duo is the first pair of former high school teammates to start in a game for the Sooners since **Blake and Taylor Griffin** (Oklahoma Christian School in Edmond, Okla.) in 2008-09.

OU'S CAREER BLOCKED SHOTS LEADERS

1. Al Beal.....	230
2. Stacey King.....	228
3. Wayman Tisdale.....	209
4. Johnnie Gilbert.....	132
T5. Khadeem Lattin.....	114

SOONERS VS. EXPECTATIONS

Year	Big 12		AP Poll		Coaches Poll	
	Preseason	Finished	Preseason	Finished	Preseason	Finished
2011-12	9	8	--	--	--	--
2012-13	7	4	--	--	--	--
2013-14	5	2	--	21	--	27
2014-15	3	3	19	13	19	13
2015-16	2	3	8	7	8	4

RESULTS AND GAME LEADERS

Date	Opponent	W/L	Score	Margin	Attend.	Points Leader	Rebounds Leader	Assists Leader
11/13	Northwestern State	W	97-61	+36	8,456	Lattin - 19	Lattin - 11	Odomes - 5
11/17	Tulane	W	89-70	+19	1,991	Woodard - 22	Doolittle - 12	Woodard - 7
11/18	Northern Iowa	L	67-73 (OT)	-6	902	Doolittle, Woodard - 13	James, Odomes - 7	Odomes - 3

POINTS, REBOUNDS AND ASSISTS

Date	Opponent	0 STRONG-MOORE	1 ODOMES	3 JAMES	4 MCNEACE	5 FREEMAN	10 WOODARD	11 DOOLITTLE	12 LATTIN	13 SHEPHERD	15 QUINN	20 MCGUSTY	21 BUFORD	22 HARPER	25 COLE	30 THORPE	40 ANDERSON
11/13	Northwestern State	9-0-3	4-3-5	12-3-3	6-6-0	15-1-0	16-5-3	5-3-1	19-11-0	8-1-2	DNP	3-1-0	DNP	0-1-1	0-2-1	0-0-0	0-0-0
11/17	Tulane	4-0-3	15-4-1	12-4-4	6-9-0	6-2-0	22-6-7	8-12-0	10-4-2	2-0-2	DNP	4-2-2	DNP	DNP	DNP	DNP	DNP
11/18	Nothern Iowa	0-1-1	11-7-3	9-7-2	2-4-0	3-2-2	13-4-2	13-5-2	11-6-0	0-0-1	DNP	3-1-0	DNP	DNP	2-1-0	DNP	DNP

GAME-BY-GAME TEAM STATS

		FG-A	Pct.	3FG-A	Pct.	FT-A	Pct.	0-D-T	PF	A	TO	B	S	1	2	OT	TP
11/13	Northwestern State	21-64	.328	4-15	.267	15-25	.600	16-16-32	15	11	17	0	8	27	34	-	61
	at Oklahoma	37-63	.587	9-18	.500	14-23	.609	13-28-41	22	19	14	7	7	46	51	-	97
11/17	Tulane	25-60	.417	11-22	.500	9-17	.529	6-25-31	25	16	15	9	5	35	35	-	70
	vs. Oklahoma	32-62	.516	8-17	.471	17-28	.607	12-34-46	19	21	14	1	7	38	51	-	89
11/18	Northern Iowa	24-60	.400	12-31	.368	13-16	.813	5-27-32	18	12	13	6	10	18	41	14	73
	vs. Oklahoma	21-56	.375	7-19	.368	18-22	.818	11-31-42	22	13	24	6	9	31	28	8	67

HOW THE SOONERS SCORED

Date	Opponent	Points scored in...				Points scored from...						Points scored by...	
		1st Half	2nd Half	OT	Total	In the Paint	2-Pointers	3-Pointers	Free Throws	Fast Break	Off Turnovers	Starters	Bench
11/13	Northwestern State	46	51	-	97	52	56 (28-45)	27 (9-18)	14 (14-23)	16	13	46	41
11/17	Tulane	38	51	-	89	40	48 (24-45)	24 (8-17)	17 (17-28)	6	21	67	22
11/18	Northern Iowa	31	28	8	67	22	28 (14-37)	21 (7-19)	18 (18-22)	4	13	57	10
Season Averages		38.3	43.3	8.0	84.7	38.0	44.0 (.520)	24.0 (.444)	16.3 (.671)	8.7	15.7	56.7	24.3

DOUBLE-DIGIT PERFORMANCES AND GAME LEADERS

	10+ POINTS	20+ POINTS	30+ POINTS	10+ REBOUNDS	10+ ASSISTS	DOUBLE-DOUBLES	LED OU IN...		
							POINTS	REBOUNDS	ASSISTS
Richard Anderson	-	-	-	-	-	-	-	-	-
Dante Buford	-	-	-	-	-	-	-	-	-
C.J. Cole	-	-	-	-	-	-	-	-	-
Kristian Doolittle	1	-	-	1	-	-	-	1	-
Matt Freeman	1	-	-	-	-	-	-	-	-
Daniel Harper	-	-	-	-	-	-	-	-	-
Christian James	2	-	-	-	-	-	-	1	-
Khadeem Lattin	3	-	-	1	-	1	2	1	-
Kameron McGusty	-	-	-	-	-	-	-	-	-
Jamuni McNeace	-	-	-	-	-	-	-	-	-
Grant Quinn	-	-	-	-	-	-	-	-	-
Rashard Odomes	2	-	-	-	-	-	-	1	2
Jordan Shepard	-	-	-	-	-	-	-	-	-
Darrion Strong-Moore	-	-	-	-	-	-	-	-	-
Marshall Thorpe	-	-	-	-	-	-	-	-	-
Jordan Woodard	3	1	-	-	-	-	2	-	1

GAME MARGINS

	1	2	3	4	5	6	7	8	9	10	11	12	13	14	15	16+	OU IN GAMES DECIDED BY ...	
Wins by...	-	-	-	-	-	-	-	-	-	-	-	-	-	-	-	2	5 points or less	0-0
Losses by...	-	-	-	-	-	-	1	-	-	-	-	-	-	-	-	-	6-10 points	0-1
																	11-19 points	1-0
																	20 or more points.....	1-0

LEADS AND DEFICITS

Largest lead..... 40 (96-56), vs. Northwestern State, 11/13
 Largest deficit..... 6 (67-73), vs. Northern Iowa, 11/18
 Largest halftime lead..... 19 (46-27), vs. Northwestern State, 11/13
 Largest halftime deficit.....

Largest halftime deficit in a win.....
 Largest deficit in a win 4 (43-39), vs. Tulane, 11/17
 Largest winning margin..... 36 (97-61), vs. Northwestern State, 11/13
 Largest losing margin 6 (67-73), vs. Northern Iowa, 11/18

OU'S RECORD WHEN...

Home 1-0
 Road..... 0-0
 Neutral Site 1-1
 Overtime..... 0-1
 Big 12 Conference Games..... 0-0
 Non-Conference Games..... 2-1
 vs. AP Top 25 opponents 0-0
 vs. Power Five school (Big 12, Big 10, Pac 12, SEC, ACC) 0-0
 vs. non-Power Five school..... 2-1
 On no days rest..... 0-1
 On one days rest..... 0-0
 On two days rest..... 0-0
 On three days rest..... 1-0
 On four days rest..... 0-0
 One five+ days rest..... 0-0
 Ahead at the half..... 2-1
 Behind at the half..... 0-0
 Tied at the half..... 0-0
 FG% of .500 or more 2-0
 FG% less than .500..... 0-0
 Better FG% than opp..... 2-0
 Worse FG% than opp. 0-1
 Same FG% as opp. 0-0
 More 3-point field goals..... 1-0
 Fewer 3-point field goals..... 1-1

Same 3-point field goals..... 0-0
 Bench outscored or ties opponent bench..... 2-0
 Bench outscored by opponent bench 0-1
 More or same points in the paint..... 2-1
 Fewer points in the paint..... 0-0
 More or same fast break points..... 2-1
 Fewer fast break points..... 0-0
 More or same second chance points..... 2-1
 Fewer second chance points..... 0-0
 Outrebounded opponent..... 2-1
 Tied or outrebounded by opponent 0-0
 Same or fewer TOs than opp. 2-0
 More TOs than opp. 0-1
 Score fewer than 50 pts..... 0-0
 Score 50-59 pts. 0-0
 Score 60-69 pts. 0-1
 Score 70-79 pts. 0-0
 Score 80-89 pts. 1-0
 Score 90 or more pts. 1-0
 Allow fewer than 50 pts. 0-0
 Allow 50-59 pts. 0-0
 Allow 60-69 pts. 1-0
 Allow 70-79 pts. 1-1
 Allow 80-89 pts. 0-0
 Allow 90 or more pts. 0-0

OKLAHOMA TEAM HIGHS AND LOWS

STAT	FIRST HALF HIGH	SECOND HALF HIGH	GAME HIGH	FIRST HALF LOW	SECOND HALF LOW	GAME LOW
Points	46 vs. Northwestern St, 11/13	51 (Twice)	97 vs. Northwestern St, 11/13	31 vs. Northern Iowa, 11/18	28 vs. Northern Iowa, 11/18	67 vs. Northern Iowa, 11/18
FG Made	17 vs. Northwestern St, 11/13	20 vs. Northwestern St, 11/13	37 vs. Northwestern St, 11/13	12 vs. Northern Iowa, 11/18	6 vs. Northern Iowa, 11/18	21 vs. Northern Iowa, 11/18
FG Attempted	35 vs. Tulane, 11/17	31 vs. Northwestern St, 11/13	63 vs. Northwestern St, 11/13	28 vs. Northern Iowa, 11/18	22 vs. Northern Iowa, 11/18	56 vs. Northern Iowa, 11/18
FG Percentage	.531 vs. Northwestern St, 11/13	.667 vs. Tulane, 11/17	.587 vs. Northwestern St, 11/13	.400 vs. Tulane, 11/17	.273 vs. Northern Iowa, 11/18	.375 vs. Northern Iowa, 11/18
3FG Made	5 vs. Northwestern St, 11/13	4 (Twice)	9 vs. Northwestern St, 11/13	3 vs. Northern Iowa, 11/18	3 vs. Northern Iowa, 11/18	8 vs. Tulane, 11/17
3FG Attempted	12 vs. Tulane, 11/17	8 vs. Northern Iowa, 11/18	9 vs. Northern Iowa, 11/18	9 vs. Northern Iowa, 11/18	5 vs. Tulane, 11/17	17 vs. Tulane, 11/17
3FG Percentage	.455 vs. Northwestern St, 11/13	.800 vs. Tulane, 11/17	.500 vs. Northwestern St, 11/13	.333 (Twice)	.375 vs. Northern Iowa, 11/18	.368 vs. Northern Iowa, 11/18
FT Made	7 vs. Northwestern St, 11/13	13 vs. Northern Iowa, 11/18	18 vs. Northern Iowa, 11/18	4 vs. Northern Iowa, 11/18	7 vs. Northwestern St, 11/13	14 vs. Northwestern St, 11/13
FT Attempted	12 (Twice)	16 vs. Tulane, 11/17	28 vs. Tulane, 11/17	5 vs. Northern Iowa, 11/18	11 vs. Northwestern St, 11/13	22 vs. Northern Iowa, 11/18
FT Percentage	.800 vs. Northern Iowa, 11/18	.867 vs. Northern Iowa, 11/18	.818 vs. Northern Iowa, 11/18	.500 vs. Tulane, 11/17	.636 vs. Northwestern St, 11/13	.607 vs. Tulane, 11/17
Off. Rebounds	7 vs. Tulane, 11/17	7 (Twice)	13 vs. Northwestern St, 11/13	4 vs. Northern Iowa, 11/18	5 vs. Tulane, 11/17	11 vs. Northern Iowa, 11/18
Def. Rebounds	19 (Twice)	15 vs. Tulane, 11/17	34 vs. Tulane, 11/17	14 vs. Northwestern St, 11/13	14 vs. Northwestern St, 11/13	28 vs. Northwestern St, 11/13
Total Rebounds	26 vs. Tulane, 11/17	21 vs. Northwestern St, 11/13	46 vs. Tulane, 11/17	20 vs. Northwestern St, 11/13	17 vs. Northern Iowa, 11/18	41 vs. Northwestern St, 11/13
Assists	11 vs. Tulane, 11/17	10 vs. Tulane, 11/17	21 vs. Tulane, 11/17	8 vs. Northern Iowa, 11/18	3 vs. Northern Iowa, 11/18	13 vs. Northern Iowa, 11/18
Steals	4 (Three Times)	5 vs. Northern Iowa, 11/18	9 vs. Northern Iowa, 11/18	4 (Three Times)	3 (Twice)	7 (Twice)
Blocks	2 (Twice)	5 vs. Northwestern St, 11/13	7 vs. Northwestern St, 11/13	0 vs. Tulane, 11/17	1 vs. Tulane, 11/17	1 vs. Tulane, 11/17
Turnovers	9 vs. Northern Iowa, 11/18	12 vs. Northern Iowa, 11/18	24 vs. Northern Iowa, 11/18	6 vs. Northwestern State, 11/13	6 vs. Tulane, 11/17	14 (Turnover)
Fouls	11 (Twice)	11 vs. Northwestern St, 11/13	22 (Twice)	9 vs. Northern Iowa, 11/18	7 vs. Northern Iowa, 11/18	19 vs. Tulane, 11/17
Points in the Paint	22 vs. Northwestern St, 11/13	30 vs. Northwestern St, 11/13	52 vs. Northwestern St, 11/13	12 vs. Northern Iowa, 11/18	6 vs. Northern Iowa, 11/18	22 vs. Northern Iowa, 11/18
Second-Chance Points	8 vs. Northwestern St, 11/13	10 vs. Tulane, 11/17	17 vs. Northwestern St, 11/13	5 (Twice)	7 vs. Northern Iowa, 11/18	12 vs. Northern Iowa, 11/18
Fast Break Points	8 vs. Northwestern St, 11/13	8 vs. Northwestern St, 11/13	16 vs. Northwestern St, 11/13	0 vs. Tulane, 11/17	2 vs. Northern Iowa, 11/18	4 vs. Northern Iowa, 11/18
Points off Turnovers	10 vs. Tulane, 11/17	11 vs. Tulane, 11/17	21 vs. Tulane, 11/17	6 vs. Northwestern St, 11/13	6 vs. Northern Iowa, 11/18	13 (Twice)
Bench Points	14 vs. Northwestern St, 11/13	27 vs. Northwestern St, 11/13	41 vs. Northwestern St, 11/13	10 vs. Northern Iowa, 11/18	0 vs. Northern Iowa, 11/18	10 vs. Northern Iowa, 11/18

OKLAHOMA INDIVIDUAL HIGHS

STAT	FIRST HALF HIGH	SECOND HALF HIGH	GAME HIGH
Points	11, Khadeem Lattin vs. Northwestern St, 11/13	16, Jordan Woodard vs. Tulane, 11/17	22, Jordan Woodard vs. Tulane, 11/17
FG Made	4, Khadeem Lattin vs. Northwestern St, 11/13	5, Matt Freeman vs. Northwestern St, 11/13	7, Twice, Last: Rashard Odomes vs. Tulane, 11/17
FG Attempted	7, Rashard Odomes vs. Northern Iowa, 11/18	8, Rashard Odomes vs. Tulane, 11/17	16, Jordan Woodard vs. Northern Iowa, 11/18
3FG Made	2, Jordan Woodard vs. Tulane, 11/17	2, 3 Times, Last: Jordan Woodard vs. Northern Iowa, 11/18	4, Jordan Woodard vs. Tulane, 11/17
3FG Attempted	3, Twice, Last: Jordan Woodard vs. Tulane, 11/17	5, Jordan Woodard vs. Northern Iowa, 11/18	10, Jordan Woodard vs. Northern Iowa, 11/18
FT Made	4, Jordan Woodard vs. Northwestern St, 11/13	6, Jordan Woodard vs. Tulane, 11/17	6, Twice, Last: Kristian Doolittle vs. Northern Iowa, 11/18
FT Attempted	5, Rashard Odomes vs. Tulane, 11/17	7, Jordan Woodard vs. Tulane, 11/17	8, Kristian Doolittle vs. Northern Iowa, 11/18
Off. Rebounds	4, Twice, Last: Kristian Doolittle vs. Tulane, 11/17	4, Khadeem Lattin vs. Northern Iowa, 11/18	6, Khadeem Lattin vs. Northwestern St, 11/13
Def. Rebounds	4, Twice, Last: Jordan Woodard vs. Tulane, 11/17	4, 3 Times, Last: Christian James vs. Northern Iowa, 11/18	7, Kristian Doolittle vs. Tulane, 11/17
Total Rebounds	8, Khadeem Lattin vs. Northwestern St, 11/13	5, 3 Times, Last: Two Players vs. Tulane, 11/17	12, Kristian Doolittle vs. Tulane, 11/17
Assists	4, Twice, Last: Jordan Woodard vs. Tulane, 11/17	3, Two Players vs. Tulane, 11/17	7, Jordan Woodard vs. Tulane, 11/17
Steals	3, Jordan Woodard vs. Northern Iowa, 11/18	2, Twice, Last: Rashard Odomes vs. Northern Iowa, 11/18	4, Jordan Woodard vs. Tulane, 11/17
Blocks	2, Khadeem Lattin vs. Northwestern St, 11/13	3, Twice, Last: Khadeem Lattin vs. Northern Iowa, 11/18	4, Khadeem Lattin vs. Northern Iowa, 11/18

OKLAHOMA TOP INDIVIDUAL PERFORMANCES

POINTS 22, Jordan Woodard vs. Tulane, 11/17 19, Khadeem Lattin vs. Northwestern St, 11/13 16, Jordan Woodard vs. Northwestern St, 11/13 15, Rashard Odomes vs. Tulane, 11/17 15, Matt Freeman vs. Northwestern St, 11/13	REBOUNDS 12, Kristian Doolittle vs. Tulane, 11/17 11, Khadeem Lattin vs. Northwestern St, 11/13 9, Jamuni McNeace vs. Tulane, 11/17 7, Christian James vs. Northern Iowa, 11/18 7, Rashard Odomes vs. Northern Iowa, 11/18	ASSISTS 7, Jordan Woodard vs. Tulane, 11/17 5, Rashard Odomes vs. Northwestern St, 11/13 4, Christian James vs. Tulane, 11/17 3, 5 Times, Last: Rashard Odomes vs. Northern Iowa, 11/18
STEALS 4, Jordan Woodard vs. Tulane, 11/17 3, Jordan Woodard vs. Northern Iowa, 11/18 3, Rashard Odomes vs. Northwestern St, 11/13	BLOCKS 4, Khadeem Lattin vs. Northern Iowa, 11/18 3, Jamuni McNeace vs. Northwestern St, 11/13 2, Khadeem Lattin vs. Northwestern St, 11/13	FIELD GOAL PERCENTAGE (MIN. 5 SHOTS) .857 (6-7), Matt Freeman vs. Northwestern St, 11/13 .800 (4-5), Darriion Strong-Moore vs. Northwestern St, 11/13 .778 (7-9), Khadeem Lattin vs. Northwestern St, 11/13

OPPONENT TEAM HIGHS AND LOWS

STAT	FIRST HALF HIGH	SECOND HALF HIGH	GAME HIGH	FIRST HALF LOW	SECOND HALF LOW	GAME LOW
Points	35 by Tulane, 11/17	41 by Northern Iowa, 11/18	73 by Northern Iowa, 11/18	18 by Northern Iowa, 11/18	34 by Northwestern St,11/13	61 by Northwestern St,11/13
FG Made	13 by Tulane, 11/17	15 by Northern Iowa, 11/18	25 by Tulane, 11/17	7 by Northern Iowa, 11/18	12 (Twice)	21 by Northwestern St,11/13
FG Attempted	32 by Tulane, 11/17	35 by Northwestern St,11/13	64 by Northwestern St,11/13	27 by Northern Iowa, 11/18	28 by Tulane, 11/17	60 (Twice)
FG Percentage	.406 by Tulane, 11/17	.536 by Northern Iowa, 11/18	.417 by Tulane, 11/17	.259 by Northern Iowa, 11/18	.343 by Northwestern St,11/13	.328 by Northwestern St,11/13
3FG Made	6 by Tulane, 11/17	8 by Northern Iowa, 11/18	12 by Northern Iowa, 11/18	2 (Twice)	2 by Northwestern St,11/13	4 by Northwestern St,11/13
3FG Attempted	12 by Northern Iowa, 11/18	15 by Northern Iowa, 11/18	22 by Tulane, 11/17	8 by Northwestern St,11/13	7 by Northwestern St,11/13	15 by Northwestern St,11/13
3FG Percentage	.545 by Tulane, 11/17	.533 by Northern Iowa, 11/18	.500 by Tulane, 11/17	.250 by Northwestern St,11/13	.286 by Northwestern St,11/13	.267 by Northwestern St,11/13
FT Made	7 by Northwestern St,11/13	8 by Northwestern St,11/13	15 by Northwestern St,11/13	2 by Northern Iowa, 11/18	3 by Northern Iowa, 11/18	9 by Tulane, 11/17
FT Attempted	12 by Northern Iowa, 11/18	15 by Northwestern St,11/13	25 by Northwestern St,11/13	9 by Tulane, 11/17	3 by Northern Iowa, 11/18	16 by Northern Iowa, 11/18
FT Percentage	.700 by Northwestern St,11/13	1.000 by Northern Iowa, 11/18	.813 by Northern Iowa, 11/18	.333 by Tulane, 11/17	.533 by Northwestern St,11/13	.529 by Tulane, 11/17
Off. Rebounds	6 by Northwestern St,11/13	10 by Northwestern St,11/13	16 by Northwestern St,11/13	2 by Northern Iowa, 11/18	2 (Twice)	5 by Northern Iowa, 11/18
Def. Rebounds	18 by Tulane, 11/17	11 by Northern Iowa, 11/18	27 by Northern Iowa, 11/18	11 by Northwestern St,11/13	5 by Northwestern St,11/13	16 by Northwestern St,11/13
Total Rebounds	22 by Tulane, 11/17	15 by Northwestern St,11/13	32 (Twice)	15 by Northern Iowa, 11/18	9 by Tulane, 11/17	31 by Tulane, 11/17
Assists	9 by Tulane, 11/17	8 by Northern Iowa, 11/18	16 by Tulane, 11/17	3 by Northern Iowa, 11/18	5 by Northwestern St,11/13	11 by Northwestern St,11/13
Steals	4 by Northwestern St,11/13	7 by Northern Iowa, 11/18	10 by Northern Iowa, 11/18	2 by Northern Iowa, 11/18	2 by Tulane, 11/17	5 by Tulane, 11/17
Blocks	5 by Tulane, 11/17	4 by Tulane, 11/17	9 by Tulane, 11/17	0 vs. Northwestern St, 11/13	0 by Northwestern St, 11/13	0 by Northwestern St,11/13
Turnovers	11 by Northwestern St, 11/13	7 by Tulane, 11/17	17 by Northwestern St, 11/13	8 by Tulane, 11/17	6 by Northern Iowa, 11/18	13 by Northern Iowa, 11/18
Fouls	11 by Tulane, 11/17	14 by Tulane, 11/17	25 by Tulane, 11/17	6 by Northern Iowa, 11/18	8 by Northwestern St,11/13	15 by Northwestern St,11/13
Points in the Paint	12 by Tulane, 11/17	16 by Northwestern St,11/13	26 by Northwestern St,11/13	10 (Twice)	12 (Twice)	22 by Northern Iowa, 11/18
Second-Chance Points	5 by Tulane, 11/17	10 by Tulane, 11/17	12 by Northwestern St,11/13	2 by Northern Iowa, 11/18	5 by Northern Iowa, 11/18	7 (Twice)
Fast Break Points	2 by Tulane, 11/17	6 (Twice)	6 by Northwestern St,11/13	2 by Northern Iowa, 11/18	0 by Northern Iowa, 11/18	2 (Twice)
Points off Turnovers	10 by Tulane, 11/17	13 by Northern Iowa, 11/18	24 by Northern Iowa, 11/18	5 by Northern Iowa, 11/18	7 by Tulane, 11/17	10 by Tulane, 11/17
Bench Points	13 by Tulane, 11/17	16 by Northern Iowa, 11/18	22 by Tulane, 11/17	2 by Northern Iowa, 11/18	8 by Tulane, 11/17	21 (Twice)

OPPONENT INDIVIDUAL HIGHS

STAT	FIRST HALF HIGH	SECOND HALF HIGH	GAME HIGH
Points	13, Zeek Woodley of Northwestern St, 11/13	14, Clint Carlson of Northern Iowa, 11/18	22, Clint Carlson of Northern Iowa, 11/18
FG Made	5, Zeek Woodley of Northwestern St, 11/13	5, Clint Carlson of Northern Iowa, 11/18	7, Twice, Last: Clint Carlson of Northern Iowa, 11/18
FG Attempted	8, Zeek Woodley of Northwestern St, 11/13	10, Ishmael Lane of Northwestern St, 11/13	15, Jeremy Morgan of Northern Iowa, 11/18
3FG Made	2, Two Players of Tulane, 11/17	3, Clint Carlson of Northern Iowa, 11/18	4, Twice, Last: Clint Carlson of Northern Iowa, 11/18
3FG Attempted	4, Twice, Last: Jeremy Morgan of Northern Iowa, 11/18	5, Cameron Reynolds of Tulane, 11/17	9, Cameron Reynolds of Tulane, 11/17
FT Made	2, Four Times, Last: Von Julien of Tulane, 11/17	3, Twice, last: Malik Morgan of Tulane, 11/17	7, Jeremy Morgan of Northern Iowa, 11/18
FT Attempted	4, Twice, Last: Jeremy Morgan of Northern Iowa, 11/18	6, Iziahiah Sweeney of Northwestern St, 11/13	8, Jeremy Morgan of Northern Iowa, 11/18
Off. Rebounds	2, Five Players of Northwestern St, 11/13	3, Sabri Thompson of Northwestern St, 11/13	3, Sabri Thompson of Northwestern St, 11/13
Def. Rebounds	4, Melvin Frazier of Tulane, 11/17	3, 4 Times, Last: Three Players from Northern Iowa, 11/18	7, Jeremy Morgan of Northern Iowa, 11/18
Total Rebounds	5, Melvin Frazier of Tulane, 11/17	4, Ryan Smith of Tulane, 11/17	7, Jeremy Morgan of Northern Iowa, 11/18
Assists	4, Malik Morgan of Tulane, 11/17	3, Malik Morgan of Tulane, 11/17	7, Malik Morgan of Tulane, 11/17
Steals	2, Sammis Reyes of Tulane, 11/17	5, Jeremy Morgan of Northern Iowa, 11/18	7, Jeremy Morgan of Northern Iowa, 11/18
Blocks	2, Twice, Last: of Northern Iowa, 11/18	3, Jeremy Morgan of Northern Iowa, 11/18	4, Twice, Last: Jeremy Morgan of Northern Iowa, 11/18

OPPONENT TOP INDIVIDUAL PERFORMANCES

POINTS 22, Clint Carlson of Northern Iowa, 11/18 19, Cameron Reynolds of Tulane, 11/17 19, Zeek Woodley of Northwestern St, 11/13 17, Jeremy Morgan of Northern Iowa, 11/18 13, Jordan Ashton of Northern Iowa, 11/18	REBOUNDS 7, Jordan Ashton of Northern Iowa, 11/18 7, Jeremy Morgan of Northern Iowa, 11/18 6, Cameron Reynolds of Tulane, 11/17 6, Ryan Smith of Tulane, 11/17 6, Malik Metoyer of Northwestern St, 11/13	ASSISTS 7, Malik Morgan of Tulane, 11/17 4, Jeremy Morgan of Northern Iowa, 11/18 3, 5 Times, Last: Clint Carlson of Northern Iowa, 11/18
STEALS 7, Jeremy Morgan of Northern Iowa, 11/18 2, Sammis Reyes of Tulane, 11/17 2, Devonte Hall of Northwestern St, 11/13 2, Josh Boyd of Northwestern St, 11/13	BLOCKS 4, Jeremy Morgan of Northern Iowa, 11/18 4, Ryan Smith of Tulane, 11/17 2, Cameron Reynolds of Tulane, 11/17	FIELD GOAL PERCENTAGE (MIN. 5 SHOTS) .800 (4-5), Malik Metoyer of Northwestern St, 11/13 .583 (7-12), Zeek Woodley of Northwestern St, 11/13 .571 (4-7), Bennett Kock of Northern Iowa, 11/18 .571 (4-7), Jordan Ashton of Northern Iowa, 11/18

#40 RICHARD ANDERSON 6-2 180 FR GUARD MIDWEST CITY, OKLA. (MIDWEST CITY HS)



2016-17 AVERAGES				
GP-GS	PTS	REB	AST	MIN
1-0	0.0	0.0	0.0	2.0

► **2016-17:** Made his collegiate debut on Nov. 13 against Northwestern State, registering two minutes played.
 ► **HIGH SCHOOL:** Walk-on freshman from Midwest City, Okla...Valedictorian at Midwest City HS with a 4.0 GPA...Participated in OBCA All-Star Game...An honorable mention selection on the Oklahoman's 2016 Big All-City Team.

CAREER HIGHS

Points	3-Pt FG Made	FT Attempts	Blocks
FG Made	3-Pt FG Attempts	Rebounds	Steals
FG Attempts	FT Made	Assists	Minutes 2 vs. Northwestern St (11/13/16)

#21 DANTE BUFORD 6-7 221 R-SO FORWARD GREENVILLE, S.C. (ARLINGTON COUNTRY DAY SCHOOL [FLA.])



2016-17 AVERAGES				
GP-GS	PTS	REB	AST	MIN
-	-	-	-	-

2015-16 AVERAGES				
GP-GS	PTS	REB	AST	MIN
36-0	3.5	1.8	0.6	12.3

► **2015-16:** Appeared in 36 games off the bench, the second-most games played by a freshman in program history...Led the Sooner bench in points per game (3.5) and minutes (12.3)...Connected on 13-of-40 (.325) shots from behind the arc...Poured in a season-high 14 points at Iowa State (Jan. 18) on perfect 4-for-4 shooting from beyond the 3-point arc...Dished out a career-best four assists vs. CSUB in first round of NCAA Tournament (March 18)... A top-75 national recruit coming out of high school.

CAREER HIGHS

Points 14 vs. Iowa State (1/18/16)	3-Pt FG Made 4 vs. Iowa State (1/18/16)	FT Attempts 8 vs. West Virginia (1/16/16)	Blocks 2 (three times)
FG Made 4 (twice)	3-Pt FG Attempts 4 (twice)	Rebounds 8 at Memphis (11/17/15)	Steals 2 (twice)
FG Attempts 7 (four times)	FT Made 7 vs. West Virginia (1/16/16)	Assists 4 vs. CSUB (3/18/16)	Minutes 23 at Memphis (11/17/15)

#25 C.J. COLE 6-7 245 SR FORWARD SPERRY, OKLA. (SPERRY HS)



2016-17 AVERAGES				
GP-GS	PTS	REB	AST	MIN
2-0	1.0	1.5	0.5	4.0

2015-16 AVERAGES				
GP-GS	PTS	REB	AST	MIN
11-0	0.4	0.6	0.0	2.5

► **2015-16:** Appeared in 11 games off the bench, averaging 0.5 points and 0.4 rebounds in 2.5 minutes...Named to the Academic All-Big 12 first team...Graduated in May 2016 with a degree in chemical biosciences with a 3.97 GPA...Presented the Elite 90 Award at the 2016 Final Four, given to the student-athlete with the top GPA among Final Four participants.

CAREER HIGHS

Points 4 vs. Incarnate Word (11/24/15)	3-Pt FG Made	FT Attempts 2 (six times)	Blocks
FG Made 2 vs. Incarnate Word (11/24/15)	3-Pt FG Attempts 1 (three times)	Rebounds 3 (twice)	Steals 1 (11/13/13)
FG Attempts 3 vs. Incarnate Word (11/24/15)	FT Made 1 (twice)	Assists 2 (three times)	Minutes 8 (twice)

#11 KRISTIAN DOOLITTLE 6-7 236 FR FORWARD EDMOND, OKLA. (EDMOND MEMORIAL HS)


2016-17 AVERAGES				
GP-GS	PTS	REB	AST	MIN
3-3	8.7	6.7	1.0	24.3

► **2016-17:** Scored a career-high 13 points against Northern Iowa (Nov. 18)...Recorded his first game of double-digit rebounds when he pulled down 12 boards and scored eight points against Tulane...The first freshman to start for the Sooners since Jordan Woodard in the 2013-14 season.

► **HIGH SCHOOL:** Ranked as the No. 69 overall player in the 2016 class by ESPN and a four-star recruit by both Scout.com and 247Sports...Rated as the No. 1 high school recruit coming out of the state of Oklahoma by ESPN...Led Edmond Memorial to the Class 6A quarterfinals as a senior, scoring 31 points in the team's final game...As a senior, averaged 24.0 points, 13.0 rebounds and 5.0 assists...Named to the Central Oklahoma Athletic Conference First Team...Named to USA Today's All-USA Oklahoma Team...Named to the Oklahoman's Super Five team...Participated in the 2015 NIKE Global Challenge and averaged 10.8 points, 5.8 rebounds, 1.2 assists and 1.2 steals...Won the Class 6A state title his freshman season alongside current Sooner teammate Jordan Woodard...Older brother Kameron played football at Oklahoma State as a wide receiver.

CAREER HIGHS

Points	13 vs. Northern Iowa (11/18/16)	3-Pt FG Made	1 vs. Northern Iowa (11/18/16)	FT Attempts	8 vs. Northern Iowa (11/18/16)	Blocks	
FG Made	3 (Twice)	3-Pt FG Attempts	2 vs. Northwestern St (11/13/16)	Rebounds	12 vs. Tulane (11/17/16)	Steals	2 vs. Northern Iowa (11/18/16)
FG Attempts	8 vs. Tulane (11/17/16)	FT Made	6 vs. Northern Iowa (11/18/16)	Assists	2 vs. Northern Iowa (11/18/16)	Minutes	34 vs. Northern Iowa (11/18/16)

#5 MATT FREEMAN 6-7 221 R-FR FORWARD AUCKLAND, NEW ZEALAND (WESTLAKE BOYS HS)


2016-17 AVERAGES				
GP-GS	PTS	REB	AST	MIN
3-0	8.0	1.7	0.7	16.3

► **2016-17:** In his OU debut (Nov. 13 vs. Northwestern State), shot 6-of-7 from the field and 3-of-4 from 3-point range to score 15 points...His 15 points were the most by a Sooner freshman in a season opener since Steven Pledger (21 in 2009) and the most points off the bench by an OU player since Rashard Odomes (15, Nov. 20, 2015).

► **HIGH SCHOOL:** Joined the Sooners midway through the 2015-16 season as a redshirt after graduating in the fall of 2015...Ranked as a four-star recruit by Rivals.com and earned three stars from both Scout.com and 247Sports...Attended Westlake Boys High School in Auckland, New Zealand where he averaged 31.0 points and 13.0 rebounds in his senior season...Scored a combined 135 points in the final three games of his high school career...At the 2015 Adidas Global Nations in California he averaged 17.8 points, 3.3 rebounds and 1.5 assists for the Asian Pacific Team...Member of the New Zealand squad which won the 2015 FIBA Under-18 3x3 World Championship finals in Hungary, defeating Argentina in the finals...Born in

Auckland, New Zealand.

CAREER HIGHS

Points	15 vs. Northwestern St (11/13/16)	3-Pt FG Made	3 vs. Northwestern St (11/13/16)	FT Attempts		Blocks	1 vs. Northern Iowa (11/18/16)
FG Made	6 vs. Northwestern St (11/13/16)	3-Pt FG Attempts	4 vs. Northwestern St (11/13/16)	Rebounds	2 vs. Northern Iowa (11/18/16)	Steals	1 vs. Northwestern St (11/13/16)
FG Attempts	7 vs. Northwestern St (11/13/16)	FT Made		Assists	2 vs. Northern Iowa (11/18/16)	Minutes	20 vs. Tulane (11/17/16)

#22 DANIEL HARPER 6-1 190 SR GUARD NORMAN, OKLA. (NORMAN HS)


2016-17 AVERAGES				
GP-GS	PTS	REB	AST	MIN
1-0	0.0	1.0	1.0	2.0

► **2015-16:** A walk-on guard...In seven games, tallied 15 total minutes for an average of 2.1 per contest...His two steals vs. McNeese State (Nov. 20) marked a career high...Registered a career-high four minutes vs. Central Arkansas (Dec. 3).

2015-16 AVERAGES				
GP-GS	PTS	REB	STL	MIN
5-0	0.0	0.2	0.6	1.9

CAREER HIGHS

Points	3 vs. Texas Tech (1/28/15)	3-Pt FG Made	1 vs. Texas Tech (1/28/15)	FT Attempts	None	Blocks	None
FG Made	1 vs. Texas Tech (1/28/15)	3-Pt FG Attempts	1 (three times)	Rebounds	1 (four times)	Steals	2 vs. McNeese State (11/20/15)
FG Attempts	1 (six times)	FT Made	None	Assists	1 (three)	Minutes	4 vs. UCA (12/3/15)

#3 CHRISTIAN JAMES 6-4 218 SO GUARD HOUSTON, TEXAS (BELLAIRE HS)



2016-17 AVERAGES				
GP-GS	PTS	REB	AST	MIN
3-3	11.0	4.7	3.0	22.3

2015-16 AVERAGES				
GP-GS	PTS	REB	AST	MIN
35-0	2.9	1.7	0.5	9.4

► **2016-17:** Scored double figures in back-to-back games for the first time in his career by tallying 12 points against both Northwestern State (Nov. 13) and Tulane (Nov. 17).

► **2015-16:** Saw action in 35 games – the fourth-most games played by a freshman in OU history...Averaged 2.9 points and 1.7 rebounds in 9.4 minutes per contest...Shot .426 (29-68) from the floor, .500 (17-34) from beyond the arc and .771 (27-35) from the free throw line...Saw an increased role during the Sooners' postseason run, averaging 17.0 minutes in the Big 12 Championship Semifinals and five NCAA Tournament games... In five NCAA Tournament games, averaged 4.8 points and 3.6 rebounds...Pulled down a career-high 10 rebounds in West Regional Final versus Oregon on March 26...Scored in double figures on four occasions: Dec. 3 vs. Central Arkansas (11), Feb. 2 vs. TCU (12), March 11 vs. West Virginia (Big 12 Championship Semifinals, 13) and

March 24 vs Texas A&M (NCAA Tournament, 12).

CAREER HIGHS

Points	13 vs. West Virginia (3/11/16)	3-Pt FG Made	4 (twice)	FT Attempts	6 (twice)	Blocks	1 (three times)
FG Made	5 (twice)	3-Pt FG Attempts	6 vs. Texas A&M (3/24/16)	Rebounds	10 vs. Oregon (3/26/16)	Steals	2 (twice)
FG Attempts	9 vs. Tulane (11/17/16)	FT Made	5 (twice)	Assists	3 (three times)	Minutes	28 (twice)

#12 KHADEEM LATTIN 6-9 212 JR FORWARD HOUSTON, TEXAS (REDEMPTION CHRISTIAN HOME SCHOOL ACADEMY)



2016-17 AVERAGES				
GP-GS	PTS	REB	BLK	MIN
3-3	13.3	7.0	2.0	24.0

2015-16 AVERAGES				
GP-GS	PTS	REB	BLK	MIN
37-37	5.6	5.3	2.1	22.0

► **2016-17:** Tallied a season-high four blocks against Northern Iowa (Nov. 18)...Opened the year with a career-high 19 points (7-of-9 shooting), 11 rebounds and two blocks for his third career double-double...One of two returning starters from the 2016 Final Four squad...Ranks sixth in program history in career blocked shots with 110.

► **2015-16:** Started all 37 games for the Sooners, averaging 5.6 points, 5.3 rebounds (3rd on the team, 17th in Big 12) and 2.1 blocks per contest (1st in Big 12)...His 77 blocks in 2015-16 were the third most in school history and helped earn his way onto the Big 12 All-Defensive Team...His 2.1 blocks per game led all Big 12 players...Boasted the highest field goal percentage on the team by shooting 88-of-158 (.557)...Recorded two double-doubles: at Kansas on Jan. 4 (10 points, 14 rebounds) and vs. Kansas State on Jan. 9 (10 points, 10

rebounds)...Averaged 2.7 rejections per game in league contests (led Big 12)...Registered at least six blocks on five occasions...Swatted a career-high eight shots vs. Texas Tech Jan. 26)...Tallied career-high 17 points versus Hawaii (Dec. 23)...Pulled down a career-best 14 rebounds at Kansas (Jan. 4).

CAREER HIGHS

Points	19 vs. Northwestern St (11/13/16)	3-Pt FG Made	None	FT Attempts	6 (four times)	Blocks	8 vs. Texas Tech (1/26)
FG Made	7 (twice)	3-Pt FG Attempts	1 (three times)	Rebounds	14 vs. Kansas (1/4/16)	Steals	3 (three times)
FG Attempts	9 (four times)	FT Made	5 (Twice)	Assists	3 vs. Baylor (1/23/16)	Minutes	46 vs. Kansas (1/4/16)

#20 KAMERON MCGUSTY 6-5 191 FR GUARD KATY, TEXAS (SUNRISE CHRISTIAN ACADEMY [KAN.])



2016-17 AVERAGES				
GP-GS	PTS	REB	AST	MIN
3-0	3.3	1.3	0.7	16.7

► **HIGH SCHOOL:** Ranked as the 33rd and 40th overall recruit by Scout.com and ESPN.com, respectively...247Sports named him the fifth-best shooting guard in the 2016 class and the sixth-best overall recruit from the state of Texas...Ranked as a four-star recruit by Rivals.com and Scout.com...Spent his senior season at Sunrise Christian Academy in Bel Aire, Kan. – the alma mater of former OU guard Buddy Hield...Averaged 22 points, five assists and three rebounds as a junior at Seven Lakes High School in Texas.

CAREER HIGHS

Points	4 vs. Tulane (11/17/16)	3-Pt FG Made	1 vs. Northern Iowa (11/18/16)	FT Attempts	2 vs. Tulane (11/17/16)	Blocks	
FG Made	1 (3 times)	3-Pt FG Attempts	2 (twice)	Rebounds	2 vs. Tulane (11/17/16)	Steals	
FG Attempts	5 (twice)	FT Made	2 vs. Tulane (11/17/16)	Assists	2 vs. Tulane (11/17/16)	Minutes	18 vs. Northwestern St (11/13/16)

#4 JAMUNI MCNEACE 6-10 215 R-SO CENTER

ALLEN, TEXAS (ALLEN HS)



2016-17 AVERAGES				
GP-GS	PTS	REB	BLK	MIN
3-0	4.7	6.3	1.7	16.3

2015-16 AVERAGES				
GP-GS	PTS	REB	BLK	MIN
27-0	1.2	1.4	0.3	7.7

►**2016-17:** Pulled down a career-best nine rebounds vs. Tulane (Nov. 17) while tying his career high in points (six).
 ►**2015-16:** Came off the bench on 27 occasions in, averaging 1.2 points and 1.4 rebounds in 7.7 minutes per contest...Shot .545 (12-22) from the floor and .429 (9-21) from the foul line...Tallied eight blocks and two steals on the season...Played in a season-high 14 minutes on two occasions: March 5 at TCU and March 24 vs. Texas A&M.

CAREER HIGHS

Points	6 (twice)	3-Pt FG Made	4 (two times)	Blocks	3 vs. Northwestern St (11/13/16)
FG Made	3 (twice)	3-Pt FG Attempts	9 vs. Tulane (11/17/16)	Steals	1 (twice)
FG Attempts	5 vs. Northwestern St (11/13/16)	FT Made	3 vs. TCU (2/2/16)	Minutes	18 vs. Tulane (11/17/16)

#1 RASHARD ODOMES 6-6 212 SO GUARD

COPPERAS COVE, TEXAS (COPPERAS COVE HS)



2016-17 AVERAGES				
GP-GS	PTS	REB	AST	MIN
3-3	10.0	4.7	3.0	29.7

2015-16 AVERAGES				
GP-GS	PTS	REB	AST	MIN
18-0	1.9	0.8	0.3	6.1

►**2016-17:** Pulled down a career-best seven rebounds while scoring 11 points vs. Northern Iowa (Nov. 18)... Scored a career-high-tying 15 points on 7-of-11 shooting against Tulane (Nov. 17).
 ►**2015-16:** Appeared in 18 games, averaging 1.9 points and 0.8 rebounds in 6.1 minutes per contest...Shot .458 (11-24) from the floor, .333 (1-3) from 3-point range and .571 (12-21) from the free throw line...Registered a season-high 15 points on 6-of-7 shooting at home against McNeese State (Nov. 20) – the most points by a Sooner coming off the bench...His six FGM, seven FGA and 18 minutes in the McNeese State game also marked season highs...Appeared in three postseason games (March 18 vs. CSUB and March 20 vs. VCU, April 2 vs. Villanova).

CAREER HIGHS

Points	15 (twice)	3-PT FG Made	1 vs. McNeese State (11/20/15)	FT Attempts	6 vs. Incarnate Word (11/24/15)	Blocks	1 vs. Villanova (4/2/16)
FG Made	7 vs. Tulane (11/17/16)	3-PT FG Attempts	1 (four times)	Rebounds	7 vs. Northern Iowa (11/18/16)	Steals	3 vs. Northwestern St (11/13/16)
FG Attempts	11 (Twice)	FT Made	4 vs. Incarnate Word (11/24/15)	Assists	5 vs. Northwestern St (11/13/16)	Minutes	36 vs. Northern Iowa (11/18/16)

#15 GRANT QUINN 6-4 185 FR GUARD

ARGYLE, TEXAS (LIBERTY CHRISTIAN HS)



2016-17 AVERAGES				
GP-GS	PTS	REB	AST	MIN
-	-	-	-	-

►**HIGH SCHOOL:** A walk-on guard... Named to the TAPPS All-District Second Team and TAPPS Academic All-State Team his senior season...Averaged 15 points per game as a senior...Graduated from Liberty Christian HS with a 3.8 GPA...Strung together a five-game streak with at least four 3-pointers his senior year...Played for coach Lance Burroughs...Also competed in track and field.

CAREER HIGHS

Points		3-Pt FG Made		FT Attempts		Blocks	
FG Made		3-Pt FG Attempts		Rebounds		Steals	
FG Attempts		FT Made		Assists		Minutes	

#13 JORDAN SHEPHERD 6-2 180 FR GUARD ASHEVILLE, N.C. (ASHEVILLE CHRISTIAN ACADEMY)



2016-17 AVERAGES				
GP-GS	PTS	REB	AST	MIN
3-0	3.3	0.3	1.7	12.0


►**2016-17:** Opened his collegiate career with eight points, two assists, two steals, one rebound and one block vs. Northwestern State (Nov. 13).

►**HIGH SCHOOL:** Honored as the 2015-16 Carolinas Athletic Association's Player of the Year after averaging 19.2 points, 5.1 assists, 5.1 rebounds and 2.1 steals per game as a senior...Named to the NCISAA 2-A All-State Team...Originally committed to James Madison but chose to reopen his recruitment after the program announced a coaching change.

CAREER HIGHS

Points	8 vs. Northwestern St (11/13/16)	3-Pt FG Made	1 vs. Northwestern St (11/13/16)	FT Attempts	4 vs. Northwestern St (11/13/16)	Blocks	1 vs. Northwestern St (11/13/16)
FG Made	2 vs. Northwestern St (11/13/16)	3-Pt FG Attempts	2 vs. Northwestern St (11/13/16)	Rebounds	1 vs. Northwestern St (11/13/16)	Steals	2 vs. Northwestern St (11/13/16)
FG Attempts	5 vs. Northwestern St (11/13/16)	FT Made	3 vs. Northwestern St (11/13/16)	Assists	2 (twice)	Minutes	19 vs. Northwestern St (11/13/16)

#0 DARRION STRONG-MOORE 6-1 180 JR GUARD CHICAGO, ILL. (COFFEYVILLE COMMUNITY COLLEGE [KAN.])



2016-17 AVERAGES				
GP-GS	PTS	REB	AST	MIN
3-0	4.3	0.3	2.3	13.3


►**2016-7:** Made his Sooner debut on Nov. 13 vs. Northwestern State, scoring nine points (4-of-5 shooting) with three assists in 15 minutes.

►**JUNIOR COLLEGE:** A three-star recruit by Rivals.com...Wrapped up his junior college career at Coffeyville Community College in Kansas...Last season as a sophomore, played in 30 games (all starts) and averaged 17.7 points, 3.3 assists and 2.8 rebounds per game while shooting .443 from the floor and .324 from long range...As a freshman in 2014-15, averaged 21.3 points and 2.2 assists per game while shooting .471 from the field and .420 from 3-point range...Was named freshman of the year and MVP of the Kansas Jayhawk Community College Conference and was named a third-team NJCAA All-American.

CAREER HIGHS

Points	9 vs. Northwestern St (11/13/16)	3-Pt FG Made	1 vs. Northwestern St (11/13/16)	FT Attempts	2 vs. Tulane (11/17/16)	Blocks	
FG Made	4 vs. Northwestern St (11/13/16)	3-Pt FG Attempts	2 vs. Northwestern St (11/13/16)	Rebounds	1 vs. Northern Iowa (11/18/16)	Steals	
FG Attempts	5 vs. Northwestern St (11/13/16)	FT Made	2 vs. Tulane (11/17/16)	Assists	3 (twice)	Minutes	15 (Twice)

#30 MARSHALL THORPE 6-9 235 R-FR FORWARD TULSA, OKLA. (BISHOP KELLEY HS)



2016-17 AVERAGES				
GP-GS	PTS	REB	BLK	MIN
1-0	0.0	0.0	1.0	2.0

►**2016-17:** A walk-on forward in his first season with the program...Made his OU debut on Nov. 13 vs. Northwestern State.

►**HIGH SCHOOL:** Played at Bishop Kelley HS for coach Danny Limes...Named to the all-tournament first team for the eight-team Bishop Kelley Invitational...An all-state academic selection and member of the National Honors Society...Grew seven inches taller between his sophomore and senior years.

CAREER HIGHS

Points		3-Pt FG Made		FT Attempts		Blocks	1 vs. Northwestern St (11/13/16)
FG Made		3-Pt FG Attempts		Rebounds		Steals	
FG Attempts		FT Made		Assists		Minutes	2 vs. Northwestern St (11/13/16)

#10 JORDAN WOODARD6-0 187 SR GUARDARCADIA, OKLA. (EDMOND MEMORIAL HS)



2016-17 AVERAGES				
GP-GS	PTS	REB	AST	MIN
3-3	17.0	5.0	4.0	28.7

2015-16 AVERAGES				
GP-GS	PTS	REB	AST	MIN
37-37	11.1	3.0	3.4	29.8

►**2016-17:** A 2016 Preseason All-Big 12 Team honorable mention selection...Has started in 108 consecutive games...Scored 16 second-half points and finished with a season-high 22 points with seven assists, six rebounds and four steals against Tulane (Nov. 17) - the first game in his career he has surpassed 20 points, five rebounds and five assists...Opened the season with 16 points, five rebounds and three assists in 20 minutes (Nov. 13 vs. Northwestern State...On pace to finish in top three in OU history in assists...Ranks eighth in program history in career assists (422) and career free throw percentage (.809)...With 1,199 career points, ranks 29th on OU's career points list and is the 21st Sooner to surpass 1,100 career points within his first three seasons.

►**2015-16:** Voted All-Big 12 Honorable Mention by league coaches...Started all 37 games of the season...Averaged career highs in both points (13.0) and assists (3.4) per game and also averaged 3.0 rebounds and 1.6 steals (fifth in Big 12) per contest...His 13.0 points per game ranked second on the team and 10th overall in the Big 12...His assists per game total ranked ninth among conference foes...Shot .416 (151-363) from the floor, .455 (80-176) from 3-point range (second in Big 12) and .805 (99-123) from the charity stripe (seventh in Big 12)...In five NCAA Tournament games, averaged 15.8 points, 3.2 rebounds and 2.8 assists in 29.8 minutes...Had 27 double figures scoring games on the year...Registered six games of 20 or more points.

CAREER HIGHS							
Points	28 vs. Harvard (12/25/15)	3-Pt FG Made	6 (twice)	FT Attempts	22 vs. Tulsa (12/14/13)	Blocked Shots	1 (twelve times)
FG Made	9 (twice)	3-Pt FG Attempts	10 vs. Northern Iowa (11/18/16)	Rebounds	9 at Memphis (11/17/15)	Steals	5 vs. Oklahoma State (1/31/15)
FG Attempts	20 vs. Kansas (1/4/16)	FT Made	17 vs. Tulsa (12/14/13)	Assists	12 vs. UT Arlington (12/17/13)	Minutes Played	50 vs. Kansas (1/4/16)



LON KRUGER

17 NCAA TOURNAMENT APPEARANCES • TWO FINAL FOURS • FIVE SWEET SIXTEENS
 ONLY COACH TO LEAD FIVE DIFFERENT PROGRAMS TO AN NCAA TOURNAMENT WIN
 10TH MOST WINS AMONG ACTIVE DIVISION I HEAD COACHES

KRUGER'S SOONER TURNAROUND

- Kruger has been leaving his trademark rebuilding stamp on college basketball programs throughout his career. He is the only Division I coach to ever take five different schools to the NCAA Tournament. In 2015 he became the first coach since the NCAA Tournament expanded to 64 teams in 1985 to take four programs to the Sweet 16 or beyond.
- After inheriting a program that went 27-36 (.429) in the two seasons prior to his arrival, Kruger has coached the Sooners to a 113-58 (.661) record in six seasons. Over the last four full campaigns, OU posted a 96-41 (.701) mark and advanced to the NCAA Tournament each season, capped by a trip to the 2016 Final Four in Houston. The Sooners had previously not been to the postseason since 2009 when they advanced to the NCAA Elite Eight.
- With a career college coaching record of 592-362 (.621), Kruger owns the 10th most wins among active Division I coaches. He owns a 20-17 record in NCAA Tournament games and has compiled 16 20-plus-win seasons, including nine in the last 10 years. His collegiate teams have made postseason appearances in 21 of the last 26 years.
- Under Kruger, Sooner players have earned First-Team All-Big 12 selections on three occasions and racked up 14 Academic All-Big 12 honors. Buddy Hield, who played four seasons for Kruger (2012-16), was named the winner of the 2016 Wooden Award, Naismith Trophy and the Oscar Robertson Trophy as the national player of the year (first consensus player of the year for OU since Blake Griffin in 2009).
- Three Sooners have been drafted into the NBA during Kruger's tenure. Buddy Hield was selected as the sixth overall pick in the 2016 NBA Draft while Isaiah Cousins (2016) and Romero Osby (2013) were chosen in the second round of their respected drafts.
- For a full bio, visit SoonerSports.com.

LON KRUGER YEAR BY YEAR

Year	School	Record	Pct.
1982-83	Pan American	7-21	.250
1983-84	Pan American	13-14	.481
1984-85	Pan American	12-16	.429
1985-86	Pan American	20-8	.714
1986-87	* Kansas State	20-11	.645
1987-88	* Kansas State	25-9	.735
1988-89	* Kansas State	19-11	.633
1989-90	* Kansas State	17-15	.531
1990-91	Florida	11-17	.393
1991-92	^ Florida	19-14	.576
1992-93	^ Florida	16-12	.571
1993-94	* Florida	29-8	.784
1994-95	* Florida	17-13	.567
1995-96	Florida	12-16	.429
1996-97	* Illinois	22-10	.688
1997-98	* Illinois	23-10	.697
1998-99	Illinois	14-18	.438
1999-00	* Illinois	22-10	.688
2004-05	^ UNLV	17-14	.548
2005-06	UNLV	17-13	.567
2006-07	* UNLV	30-7	.811
2007-08	* UNLV	27-8	.771
2008-09	^ UNLV	21-11	.656
2009-10	* UNLV	25-9	.735
2010-11	* UNLV	24-9	.727
2011-12	Oklahoma	15-16	.483
2012-13	* Oklahoma	20-12	.625
2013-14	* Oklahoma	23-10	.697
2014-15	* Oklahoma	24-11	.686
2015-16	* Oklahoma	29-8	.784
2016-17	Oklahoma	2-1	.667
Totals		592-362	.621
* NCAA Tournament ^ NIT			

GAME 4: OKLAHOMA VS. CLEMSON

#40 RICHARD ANDERSON

Date	Opponent	MIN	FG	3FG	FT	O-D-T	PF	A	TO	B	S	TP
N13	Northwestern State	2	0-0	0-0	0-0	0-0-0	0	0	0	0	0	0
N17	vs. Tulane					DNP						
N18	vs. Northern Iowa					DNP						
N20	vs. Clemson											
N25	Abilene Christian											
N29	Northern Colorado											
D3	at Wisconsin											
D7	Oral Roberts											
D10	Wichita State											
D17	Memphis											
D21	vs. Auburn											
D30	Baylor											
J3	at TCU											
J7	at Kansas State											
J10	Kansas											
J14	Texas Tech											
J18	at West Virginia											
J21	Iowa State											
J23	at Texas											
J28	Florida											
J30	Oklahoma State											
F4	at Texas Tech											
F8	West Virginia											
F11	at Iowa State											
F14	Texas											
F18	at Oklahoma State											
F21	at Baylor											
F25	Kansas State											
F27	at Kansas											
M4	TCU											

* Starter

#21 DANTE BUFORD

Date	Opponent	MIN	FG	3FG	FT	O-D-T	PF	A	TO	B	S	TP
N13	Northwestern State											DNP
N17	vs. Tulane											DNP
N18	vs. Northern Iowa											DNP
N20	vs. Clemson											
N25	Abilene Christian											
N29	Northern Colorado											
D3	at Wisconsin											
D7	Oral Roberts											
D10	Wichita State											
D17	Memphis											
D21	vs. Auburn											
D30	Baylor											
J3	at TCU											
J7	at Kansas State											
J10	Kansas											
J14	Texas Tech											
J18	at West Virginia											
J21	Iowa State											
J23	at Texas											
J28	Florida											
J30	Oklahoma State											
F4	at Texas Tech											
F8	West Virginia											
F11	at Iowa State											
F14	Texas											
F18	at Oklahoma State											
F21	at Baylor											
F25	Kansas State											
F27	at Kansas											
M4	TCU											

* Starter

#25 C.J. COLE

Date	Opponent	MIN	FG	3FG	FT	O-D-T	PF	A	TO	B	S	TP
N13	Northwestern State	3	0-0	0-0	0-2	2-0-2	0	1	0	0	0	0
N17	vs. Tulane					DNP						
N18	vs. Northern Iowa	5	1-1	0-0	0-0	0-1-1	2	0	0	0	0	2
N20	vs. Clemson											
N25	Abilene Christian											
N29	Northern Colorado											
D3	at Wisconsin											
D7	Oral Roberts											
D10	Wichita State											
D17	Memphis											
D21	vs. Auburn											
D30	Baylor											
J3	at TCU											
J7	at Kansas State											
J10	Kansas											
J14	Texas Tech											
J18	at West Virginia											
J21	Iowa State											
J23	at Texas											
J28	Florida											
J30	Oklahoma State											
F4	at Texas Tech											
F8	West Virginia											
F11	at Iowa State											
F14	Texas											
F18	at Oklahoma State											
F21	at Baylor											
F25	Kansas State											
F27	at Kansas											
M4	TCU											

* Starter

#11 KRISTIAN DOOLITTLE

Date	Opponent	MIN	FG	3FG	FT	O-D-T	PF	A	TO	B	S	TP
N13	*Northwestern State	19	2-4	1-2	0-0	1-2-3	2	1	0	0	0	5
N17	*vs. Tulane	22	3-8	0-1	2-2	5-7-12	0	0	1	0	0	8
N18	*vs. Northern Iowa	34	3-5	1-1	6-8	2-3-5	5	2	5	0	2	13
N20	vs. Clemson											
N25	Abilene Christian											
N29	Northern Colorado											
D3	at Wisconsin											
D7	Oral Roberts											
D10	Wichita State											
D17	Memphis											
D21	vs. Auburn											
D30	Baylor											
J3	at TCU											
J7	at Kansas State											
J10	Kansas											
J14	Texas Tech											
J18	at West Virginia											
J21	Iowa State											
J23	at Texas											
J28	Florida											
J30	Oklahoma State											
F4	at Texas Tech											
F8	West Virginia											
F11	at Iowa State											
F14	Texas											
F18	at Oklahoma State											
F21	at Baylor											
F25	Kansas State											
F27	at Kansas											
M4	TCU											

* Starter

GAME 4: OKLAHOMA VS. CLEMSON

#5 MATT FREEMAN

Date	Opponent	MIN	FG	3FG	FT	O-D-T	PF	A	TO	B	S	TP
N13	Northwestern State	18	6-7	3-4	0-0	0-1-1	3	0	1	0	1	15
N17	vs. Tulane	20	2-3	2-3	0-0	0-2-2	0	0	0	0	0	9
N18	vs. Northern Iowa	11	1-3	1-2	0-0	0-2-2	0	2	1	1	0	3
N20	vs. Clemson											
N25	Abilene Christian											
N29	Northern Colorado											
D3	at Wisconsin											
D7	Oral Roberts											
D10	Wichita State											
D17	Memphis											
D21	vs. Auburn											
D30	Baylor											
J3	at TCU											
J7	at Kansas State											
J10	Kansas											
J14	Texas Tech											
J18	at West Virginia											
J21	Iowa State											
J23	at Texas											
J28	Florida											
J30	Oklahoma State											
F4	at Texas Tech											
F8	West Virginia											
F11	at Iowa State											
F14	Texas											
F18	at Oklahoma State											
F21	at Baylor											
F25	Kansas State											
F27	at Kansas											
M4	TCU											
* Starter												

#22 DANIEL HARPER

Date	Opponent	MIN	FG	3FG	FT	O-D-T	PF	A	TO	B	S	TP
N13	Northwestern State	2	0-1	0-0	0-0	0-1-1	0	1	1	0	0	0
N17	vs. Tulane					DNP						
N18	vs. Northern Iowa					DNP						
N20	vs. Clemson											
N25	Abilene Christian											
N29	Northern Colorado											
D3	at Wisconsin											
D7	Oral Roberts											
D10	Wichita State											
D17	Memphis											
D21	vs. Auburn											
D30	Baylor											
J3	at TCU											
J7	at Kansas State											
J10	Kansas											
J14	Texas Tech											
J18	at West Virginia											
J21	Iowa State											
J23	at Texas											
J28	Florida											
J30	Oklahoma State											
F4	at Texas Tech											
F8	West Virginia											
F11	at Iowa State											
F14	Texas											
F18	at Oklahoma State											
F21	at Baylor											
F25	Kansas State											
F27	at Kansas											
M4	TCU											
* Starter												

#3 CHRISTIAN JAMES

Date	Opponent	MIN	FG	3FG	FT	O-D-T	PF	A	TO	B	S	TP
N13	*Northwestern State	20	5-7	2-3	0-0	1-2-3	2	3	2	0	0	12
N17	*vs. Tulane	19	5-9	2-3	0-2	1-3-4	4	4	1	0	1	12
N18	*vs. Northern Iowa	28	3-8	1-3	2-4	1-6-7	5	2	3	0	1	9
N20	vs. Clemson											
N25	Abilene Christian											
N29	Northern Colorado											
D3	at Wisconsin											
D7	Oral Roberts											
D10	Wichita State											
D17	Memphis											
D21	vs. Auburn											
D30	Baylor											
J3	at TCU											
J7	at Kansas State											
J10	Kansas											
J14	Texas Tech											
J18	at West Virginia											
J21	Iowa State											
J23	at Texas											
J28	Florida											
J30	Oklahoma State											
F4	at Texas Tech											
F8	West Virginia											
F11	at Iowa State											
F14	Texas											
F18	at Oklahoma State											
F21	at Baylor											
F25	Kansas State											
F27	at Kansas											
M4	TCU											
* Starter												

#12 KHADEEM LATTIN

Date	Opponent	MIN	FG	3FG	FT	O-D-T	PF	A	TO	B	S	TP
N13	*Northwestern State	24	7-9	0-0	5-6	6-5-11	3	0	2	2	1	19
N17	*vs. Tulane	22	3-6	0-0	4-6	0-4-4	4	2	3	0	0	10
N18	*vs. Northern Iowa	26	3-7	0-0	5-5	5-1-6	4	0	3	4	1	11
N20	vs. Clemson											
N25	Abilene Christian											
N29	Northern Colorado											
D3	at Wisconsin											
D7	Oral Roberts											
D10	Wichita State											
D17	Memphis											
D21	vs. Auburn											
D30	Baylor											
J3	at TCU											
J7	at Kansas State											
J10	Kansas											
J14	Texas Tech											
J18	at West Virginia											
J21	Iowa State											
J23	at Texas											
J28	Florida											
J30	Oklahoma State											
F4	at Texas Tech											
F8	West Virginia											
F11	at Iowa State											
F14	Texas											
F18	at Oklahoma State											
F21	at Baylor											
F25	Kansas State											
F27	at Kansas											
M4	TCU											
* Starter												

GAME 4: OKLAHOMA VS. CLEMSON

#20 KAMERON MCGUSTY

Date	Opponent	MIN	FG	3FG	FT	O-D-T	PF	A	TO	B	S	TP
N13	Northwestern State	18	1-5	0-2	1-2	0-1-1	0	0	2	0	0	3
N17	vs. Tulane	17	1-5	0-2	2-2	0-2-2	0	2	2	0	0	4
N18	vs. Northern Iowa	15	1-3	1-1	0-0	0-1-1	2	3	0	0	0	3
N20	vs. Clemson											
N25	Abilene Christian											
N29	Northern Colorado											
D3	at Wisconsin											
D7	Oral Roberts											
D10	Wichita State											
D17	Memphis											
D21	vs. Auburn											
D30	Baylor											
J3	at TCU											
J7	at Kansas State											
J10	Kansas											
J14	Texas Tech											
J18	at West Virginia											
J21	Iowa State											
J23	at Texas											
J28	Florida											
J30	Oklahoma State											
F4	at Texas Tech											
F8	West Virginia											
F11	at Iowa State											
F14	Texas											
F18	at Oklahoma State											
F21	at Baylor											
F25	Kansas State											
F27	at Kansas											
M4	TCU											

* Starter

#4 JAMUNI MCNEACE

Date	Opponent	MIN	FG	3FG	FT	O-D-T	PF	A	TO	B	S	TP
N13	Northwestern State	16	3-5	0-0	0-2	1-5-6	2	0	0	3	0	6
N17	vs. Tulane	18	3-3	0-0	0-2	3-6-9	5	0	0	1	0	6
N18	vs. Northern Iowa	15	1-1	0-0	0-0	0-4-4	1	0	2	1	0	2
N20	vs. Clemson											
N25	Abilene Christian											
N29	Northern Colorado											
D3	at Wisconsin											
D7	Oral Roberts											
D10	Wichita State											
D17	Memphis											
D21	vs. Auburn											
D30	Baylor											
J3	at TCU											
J7	at Kansas State											
J10	Kansas											
J14	Texas Tech											
J18	at West Virginia											
J21	Iowa State											
J23	at Texas											
J28	Florida											
J30	Oklahoma State											
F4	at Texas Tech											
F8	West Virginia											
F11	at Iowa State											
F14	Texas											
F18	at Oklahoma State											
F21	at Baylor											
F25	Kansas State											
F27	at Kansas											
M4	TCU											

* Starter

#1 RASHARD ODOMES

Date	Opponent	MIN	FG	3FG	FT	O-D-T	PF	A	TO	B	S	TP
N13	*Northwestern State	22	2-4	0-0	0-2	0-3-3	2	5	2	0	3	4
N17	*vs. Tulane	31	7-11	0-0	1-5	2-2-4	1	1	3	0	2	15
N18	*vs. Northern Iowa	36	5-11	0-1	1-1	1-6-7	1	3	2	0	2	11
N20	vs. Clemson											
N25	Abilene Christian											
N29	Northern Colorado											
D3	at Wisconsin											
D7	Oral Roberts											
D10	Wichita State											
D17	Memphis											
D21	vs. Auburn											
D30	Baylor											
J3	at TCU											
J7	at Kansas State											
J10	Kansas											
J14	Texas Tech											
J18	at West Virginia											
J21	Iowa State											
J23	at Texas											
J28	Florida											
J30	Oklahoma State											
F4	at Texas Tech											
F8	West Virginia											
F11	at Iowa State											
F14	Texas											
F18	at Oklahoma State											
F21	at Baylor											
F25	Kansas State											
F27	at Kansas											
M4	TCU											

* Starter

#15 GRANT QUINN

Date	Opponent	MIN	FG	3FG	FT	O-D-T	PF	A	TO	B	S	TP
N13	Northwestern State											DNP
N17	vs. Tulane											DNP
N18	vs. Northern Iowa											DNP
N20	vs. Clemson											
N25	Abilene Christian											
N29	Northern Colorado											
D3	at Wisconsin											
D7	Oral Roberts											
D10	Wichita State											
D17	Memphis											
D21	vs. Auburn											
D30	Baylor											
J3	at TCU											
J7	at Kansas State											
J10	Kansas											
J14	Texas Tech											
J18	at West Virginia											
J21	Iowa State											
J23	at Texas											
J28	Florida											
J30	Oklahoma State											
F4	at Texas Tech											
F8	West Virginia											
F11	at Iowa State											
F14	Texas											
F18	at Oklahoma State											
F21	at Baylor											
F25	Kansas State											
F27	at Kansas											
M4	TCU											

* Starter

GAME 4: OKLAHOMA VS. CLEMSON

#13 JORDAN SHEPHERD													
Date	Opponent	MIN	FG	3FG	FT	O-D-T	PF	A	TO	B	S	TP	
N13	Northwestern State	19	2-5	1-2	3-4	0-1-1	3	2	1	1	2	8	
N17	vs. Tulane	13	1-2	0-1	0-0	0-0-0	2	2	0	0	0	2	
N18	vs. Northern Iowa	4	0-0	0-0	0-0	0-0-0	0	1	0	0	0	0	
N20	vs. Clemson												
N25	Abilene Christian												
N29	Northern Colorado												
D3	at Wisconsin												
D7	Oral Roberts												
D10	Wichita State												
D17	Memphis												
D21	vs. Auburn												
D30	Baylor												
J3	at TCU												
J7	at Kansas State												
J10	Kansas												
J14	Texas Tech												
J18	at West Virginia												
J21	Iowa State												
J23	at Texas												
J28	Florida												
J30	Oklahoma State												
F4	at Texas Tech												
F8	West Virginia												
F11	at Iowa State												
F14	Texas												
F18	at Oklahoma State												
F21	at Baylor												
F25	Kansas State												
F27	at Kansas												
M4	TCU												
* Starter													

#0 DARRION STRONG-MOORE													
Date	Opponent	MIN	FG	3FG	FT	O-D-T	PF	A	TO	B	S	TP	
N13	Northwestern State	15	4-5	1-2	0-0	0-0-0	1	3	3	0	0	9	
N17	vs. Tulane	10	1-3	0-1	2-2	0-0-0	1	3	1	0	0	4	
N18	vs. Northern Iowa	15	0-1	0-1	0-0	0-1-1	3	1	3	0	0	0	
N20	vs. Clemson												
N25	Abilene Christian												
N29	Northern Colorado												
D3	at Wisconsin												
D7	Oral Roberts												
D10	Wichita State												
D17	Memphis												
D21	vs. Auburn												
D30	Baylor												
J3	at TCU												
J7	at Kansas State												
J10	Kansas												
J14	Texas Tech												
J18	at West Virginia												
J21	Iowa State												
J23	at Texas												
J28	Florida												
J30	Oklahoma State												
F4	at Texas Tech												
F8	West Virginia												
F11	at Iowa State												
F14	Texas												
F18	at Oklahoma State												
F21	at Baylor												
F25	Kansas State												
F27	at Kansas												
M4	TCU												
* Starter													

#30 MARSHALL THORPE													
Date	Opponent	MIN	FG	3FG	FT	O-D-T	PF	A	TO	B	S	TP	
N13	Northwestern State	2	0-0	0-0	0-0	0-0-0	0	0	0	0	0	0	
N17	vs. Tulane					DNP							
N18	vs. Northern Iowa					DNP							
N20	vs. Clemson												
N25	Abilene Christian												
N29	Northern Colorado												
D3	at Wisconsin												
D7	Oral Roberts												
D10	Wichita State												
D17	Memphis												
D21	vs. Auburn												
D30	Baylor												
J3	at TCU												
J7	at Kansas State												
J10	Kansas												
J14	Texas Tech												
J18	at West Virginia												
J21	Iowa State												
J23	at Texas												
J28	Florida												
J30	Oklahoma State												
F4	at Texas Tech												
F8	West Virginia												
F11	at Iowa State												
F14	Texas												
F18	at Oklahoma State												
F21	at Baylor												
F25	Kansas State												
F27	at Kansas												
M4	TCU												
* Starter													

#10 JORDAN WOODARD													
Date	Opponent	MIN	FG	3FG	FT	O-D-T	PF	A	TO	B	S	TP	
N13	*Northwestern State	20	5-11	1-3	5-5	1-4-5	2	3	0	0	0	16	
N17	*vs. Tulane	30	6-12	4-6	6-7	0-6-6	2	7	3	0	4	22	
N18	*vs. Northern Iowa	36	3-16	3-10	4-4	0-4-4	1	2	5	0	3	13	
N20	vs. Clemson												
N25	Abilene Christian												
N29	Northern Colorado												
D3	at Wisconsin												
D7	Oral Roberts												
D10	Wichita State												
D17	Memphis												
D21	vs. Auburn												
D30	Baylor												
J3	at TCU												
J7	at Kansas State												
J10	Kansas												
J14	Texas Tech												
J18	at West Virginia												
J21	Iowa State												
J23	at Texas												
J28	Florida												
J30	Oklahoma State												
F4	at Texas Tech												
F8	West Virginia												
F11	at Iowa State												
F14	Texas												
F18	at Oklahoma State												
F21	at Baylor												
F25	Kansas State												
F27	at Kansas												
M4	TCU												
* Starter													

2016-17 OKLAHOMA MEN'S BASKETBALL
Oklahoma Combined Team Statistics (as of Nov 18, 2016)
All games

RECORD:	OVERALL	HOME	AWAY	NEUTRAL
ALL GAMES	2-1	1-0	0-0	1-1
CONFERENCE	0-0	0-0	0-0	0-0
NON-CONFERENCE	2-1	1-0	0-0	1-1

#	Player	gp-gs	min	avg	Total		3-Point		F-Throw		Rebounds				pf	dq	a	to	blk	stl	pts	avg		
					fg-fga	fg%	3fg-fga	3fg%	ft-fa	ft%	off	def	tot	avg										
10	Woodard, Jordan	3-3	86	28.7	14-39	.359	8-19	.421	15-16	.938	1	14	15	5.0	5	0	12	8	0	7	51	17.0		
12	Lattin, Khadeem	3-3	72	24.0	13-22	.591	0-0	.000	14-17	.824	11	10	21	7.0	11	0	2	8	6	2	40	13.3		
03	James, Christian	3-3	67	22.3	13-24	.542	5-9	.556	2-6	.333	3	11	14	4.7	11	1	9	6	0	2	33	11.0		
01	Odomes, Rashard	3-3	89	29.7	14-26	.538	0-1	.000	2-8	.250	3	11	14	4.7	4	0	9	7	0	7	30	10.0		
11	Doolittle, Kristian	3-3	73	24.3	8-17	.471	2-4	.500	8-10	.800	8	12	20	6.7	7	1	3	6	0	2	26	8.7		
05	Freeman, Matt	3-0	49	16.3	9-13	.692	6-9	.667	0-0	.000	0	5	5	1.7	3	0	2	2	1	1	24	8.0		
04	McNeace, Jamuni	3-0	49	16.3	7-9	.778	0-0	.000	0-4	.000	4	15	19	6.3	8	1	0	2	5	0	14	4.7		
00	Strong-Moore,Darrion	3-0	40	13.3	5-9	.556	1-4	.250	2-2	1.000	0	1	1	0.3	5	0	7	7	0	0	13	4.3		
13	Shepherd, Jordan	3-0	36	12.0	3-7	.429	1-3	.333	3-4	.750	0	1	1	0.3	5	0	5	1	1	2	10	3.3		
20	McGusty, Kameron	3-0	50	16.7	3-13	.231	1-5	.200	3-4	.750	0	4	4	1.3	2	0	2	4	0	0	10	3.3		
25	Cole, C.J.	2-0	8	4.0	1-1	1.000	0-0	.000	0-2	.000	2	1	3	1.5	0	0	1	0	0	0	2	1.0		
40	Anderson, Richard	1-0	2	2.0	0-0	.000	0-0	.000	0-0	.000	0	0	0	0.0	0	0	0	0	0	0	0	0.0		
22	Harper, Daniel	1-0	2	2.0	0-1	.000	0-0	.000	0-0	.000	0	1	1	1.0	0	0	1	1	0	0	0	0.0		
30	Thorpe, Marshall	1-0	2	2.0	0-0	.000	0-0	.000	0-0	.000	0	0	0	0.0	2	0	0	0	1	0	0	0.0		
Team											4	7	11											
Total.....		3	625		90-181	.497	24-54	.444	49-73	.671	36	93	129	43.0	63	3	53	52	14	23	253	84.3		
Opponents.....		3	625		70-184	.380	27-68	.397	37-58	.638	27	68	95	31.7	58	-	39	45	15	23	204	68.0		

TEAM STATISTICS	OU	OPP
SCORING	253	204
Points per game	84.3	68.0
Scoring margin	+16.3	-
FIELD GOALS-ATT	90-181	70-184
Field goal pct	.497	.380
3 POINT FG-ATT	24-54	27-68
3-point FG pct	.444	.397
3-pt FG made per game	8.0	9.0
FREE THROWS-ATT	49-73	37-58
Free throw pct	.671	.638
F-Throws made per game	16.3	12.3
REBOUNDS	129	95
Rebounds per game	43.0	31.7
Rebounding margin	+11.3	-
ASSISTS	53	39
Assists per game	17.7	13.0
TURNOVERS	52	45
Turnovers per game	17.3	15.0
Turnover margin	-2.3	-
Assist/turnover ratio	1.0	0.9
STEALS	23	23
Steals per game	7.7	7.7
BLOCKS	14	15
Blocks per game	4.7	5.0
ATTENDANCE	8456	0
Home games-Avg/Game	1-8456	0-0
Neutral site-Avg/Game	-	2-0

Date	Opponent		Score	Att.
11/13/16	NORTHWESTERN STATE	W	97-61	8456
11/17/16	vs Tulane	W	89-70	0
11/18/16	vs Northern Iowa	Lot	67-73	0

* = Conference game

Score by Periods	1st	2nd	OT	Totals
Oklahoma	115	130	8	253
Opponents	80	110	14	204

OKLAHOMA NUMERICAL ROSTER

No.	Name	Pos.	Cl.	Ht.	Wt.	Hometown (Last School)
0	Darrion Strong-Moore	G	Jr.	6-1	180	Chicago, Ill. (Coffeyville Community College [Kan.])
1	Rashard Odomes*	G	So.	6-6	212	Copperas Cove, Texas (Copperas Cove HS)
3	Christian James*	G	So.	6-4	218	Houston, Texas (Bellaire HS)
4	Jamuni McNeace*	C	So.-RS	6-10	215	Kankakee, Ill. (Allen HS)
5	Matt Freeman	F	Fr.-RS	6-10	224	Auckland, New Zealand (Westlake Boys HS)
10	Jordan Woodard***	G	Sr.	6-0	187	Arcadia, Okla. (Edmond Memorial HS)
11	Kristian Doolittle	F	Fr.	6-7	236	Edmond, Okla. (Edmond Memorial HS)
12	Khadeem Lattin**	F	Jr.	6-9	212	Houston, Texas (Redemption Christian Home School Academy)
13	Jordan Shepherd	G	Fr.	6-2	180	Asheville, N.C. (Asheville Christian Academy)
15	Grant Quinn^	G	Fr.	6-4	185	Argyle, Texas (Liberty Christian HS)
20	Kameron McGusty	G	Fr.	6-5	191	Katy, Texas (Sunrise Christian Academy [Kan.])
21	Dante Buford*	F	So.-RS	6-7	221	Greenville, S.C. (Arlington Country Day School [Fla.])
22	Daniel Harper***^	G	Sr.	6-1	190	Norman, Okla. (Norman HS)
25	C.J. Cole***	F	Sr.	6-7	245	Sperry, Okla. (Sperry HS)
30	Marshall Thorpe^	F	Fr.-RS	6-9	235	Tulsa, Okla. (Bishop Kelley HS)
40	Richard Anderson^	G	Fr.	6-2	180	Midwest City, Okla. (Midwest City HS)

OKLAHOMA ALPHABETICAL ROSTER

No.	Name	Pos.	Cl.	Ht.	Wt.	Hometown (Last School)
40	Richard Anderson^	G	Fr.	6-2	180	Midwest City, Okla. (Midwest City HS)
21	Dante Buford*	F	So.-RS	6-7	221	Greenville, S.C. (Arlington Country Day School [Fla.])
25	C.J. Cole***	F	Sr.	6-7	245	Sperry, Okla. (Sperry HS)
11	Kristian Doolittle	F	Fr.	6-7	236	Edmond, Okla. (Edmond Memorial HS)
5	Matt Freeman	F	Fr.-RS	6-10	224	Auckland, New Zealand (Westlake Boys HS)
22	Daniel Harper***^	G	Sr.	6-1	190	Norman, Okla. (Norman HS)
3	Christian James*	G	So.	6-4	218	Houston, Texas (Bellaire HS)
12	Khadeem Lattin**	F	Jr.	6-9	212	Houston, Texas (Redemption Christian Home School Academy)
20	Kameron McGusty	G	Fr.	6-5	191	Katy, Texas (Sunrise Christian Academy [Kan.])
4	Jamuni McNeace*	C	So.-RS	6-10	215	Kankakee, Ill. (Allen HS)
1	Rashard Odomes*	G	So.	6-6	212	Copperas Cove, Texas (Copperas Cove HS)
15	Grant Quinn^	G	Fr.	6-4	185	Argyle, Texas (Liberty Christian HS)
13	Jordan Shepherd	G	Fr.	6-2	180	Asheville, N.C. (Asheville Christian Academy)
0	Darrion Strong-Moore	G	Jr.	6-1	180	Chicago, Ill. (Coffeyville Community College [Kan.])
30	Marshall Thorpe^	F	Fr.-RS	6-9	235	Tulsa, Okla. (Bishop Kelley HS)
10	Jordan Woodard***	G	Sr.	6-0	187	Arcadia, Okla. (Edmond Memorial HS)

* Letters earned at Oklahoma

^ Walk-on

STAFF

Head Coach: Lon Kruger (Kansas State '75)

Associate Head Coach: Chris Crutchfield (Nebraska-Omaha '92)

Assistant Coach: Carlan Hartman (Tulane '94)

Assistant Coach: Kevin Kruger (Arizona State '06)

Director of Operations: Mike Shepherd (Kansas State '92)

Strength and Performance Coach: Bryce Daub (Central Washington '08)

Athletics Trainer: Alex Brown (Appalachian State '79)

Video Coordinator: Will Saxon (Oklahoma '15)

PRONUNCIATION GUIDE

Khadeem Lattin: kuh-DEEM LAT-tin

Jamuni McNeace: juh-MUN-ee mick-NEESE

Rashard Odomes: ruh-SHARD

Darrion Strong-Moore: DARE-ee-on